

Program 2015/2016



PRODUCTS CATALOG

Power tools / Power tools accessories / Welding machines

DWT® 
www.dwt-pt.com

General index

5 - 88 POWER TOOLS

- 7 - 18 Cordless tools Li-Ion & Ni-Cd**
 - 8 - 10 Li-Ion cordless drills / screwdrivers
 - 11 - 13 Li-Ion impact screwdrivers & wrenches
 - 14 - 15 Li-Ion cordless impact drills
 - 16 - 18 Ni-Cd cordless drills / screwdrivers
- 19 - 32 Screwdriver / Impact wrench
Drills / Low speed drill / Impact drills**
 - 20 - 21 Screwdriver
 - 22 Impact wrench
 - 23 - 26 Drills & low speed drill
 - 27 - 31 Impact drills
 - 32 Sets: impact drill + angle grinder
- 33 - 40 Rotary hammers / Hammers
Breaker**
 - 34 Light rotary hammer
 - 35 - 37 Heavy rotary hammers
 - 38 - 40 Hammers & breaker
- 41 - 56 Grinders / Polisher / Cut-off saw**
 - 42 - 43 Straight grinders
 - 44 - 51 Angle grinders
 - 52 - 53 Polisher
 - 54 - 55 Double grinders
 - 56 Cut-off saw
- 57 - 72 Jig saws / Marble saw / Circular saws
Mitre saws / Table saw**
 - 58 - 60 Jig saws
 - 61 Marble saw
 - 62 - 64 Circular saws
 - 65 - 66 Mitre saws
 - 67 - 68 Slide mitre saws
 - 69 - 70 Combo mitre saw
 - 71 - 72 Table saw
- 73 - 88 Planers / Routers / Sanders
Hot air guns / Spray guns / Blower**
 - 74 - 75 Power planers
 - 76 - 77 Plunge routers
 - 78 - 79 Orbital sanders
 - 80 - 81 Rotary sanders
 - 82 - 83 Belt sanders
 - 84 - 85 Hot air guns
 - 86 - 87 Spray guns
 - 88 Air blower

89 - 136 POWER TOOLS ACCESSORIES

- 92 - 136 Power tools accessories**
 - 92 - 94 Screwdriver bits / Bits with depth stop / Holders for bits
 - 94 Universal drill bits / Drill bits for ceramic & glass
 - 95 - 97 Drill bits for metal
 - 98 - 100 Drill bits for wood
 - 101 - 104 Drill bits for concrete & masonry
 - 105 Chisels DWT PLUS & MAX
 - 106 - 107 Holesaws
 - 108 - 109 Wire brushes
 - 110 - 111 Scraper chisels / Grinding stones / Grinding discs
 - 112 - 113 Diamond discs
 - 114 - 115 Abrasive discs
 - 116 - 117 Abrasive flap discs
 - 118 - 119 Fibre sanding discs
 - 120 - 123 Sanding papers
 - 124 - 126 Circular saw blades
 - 127 Power planer blades
 - 128 - 129 Jig & sabre saw blades
 - 130 - 131 Router bits
 - 132 - 133 Carbon brushes compatibility
 - 134 - 136 Batteries & chargers

137 - 155 WELDING MACHINES

- 141 - 144 MMA welding machines**
 - 142 - 144 Inverter DC MMA welding machines
- 145 - 149 TIG welding machines**
 - 146 - 147 Inverter DC TIG welding machines
 - 148 - 149 Inverter DC TIG/MMA welding machines
- 150 - 152 PLASMA cutting machines**
 - 151 - 152 Inverter PLASMA cutting machines
- 153 - 155 MIG welding machines**
 - 154 - 155 Inverter MIG welding machines



DWT power tools line

The best product range you can imagine.

Icon Index

Power tools icons



Li-ion battery

Lighter, last longer, more compact, without memory effect.



Ni-Cd battery

Provides good performances even at low Ni-Cd temperatures.



Quick charger

Allows the full battery charging in only 1 hour time.



Extra battery

1 additional battery is provided in the delivery set.



Integrated LED light

Located on the housing it offer the user an always well lit workspace.



DC motor

Mechanically commutated electric motor powered from direct current.



Auto lock

If the on/off switch is not pressed the spindle is locked enabling to use the tool as a screwdriver.



Keyless chuck

Keyless chuck enables fast manual changing of accessories without any special key.



DWT-Plus chuck

Allows fast manual changing of accessories without any special key.



DWT-Max chuck

Allows fast manual changing of accessories without any special key.



HEX30 tool holder

Allows fast changing of accessories and safe fixation.



Reverse function

Rotational direction switch allows changing the rotational direction.



Hammer function

Impact drilling function enables changing between drilling and impact drilling.



Variable speed

Speed regulator makes it possible to set up optimal speed for the respective materials.



Double speed

Step speed selector switch ensure maximum control.



Variable torque

Torque regulator enables adjustment of contact pressure and torque force.



Soft start

Function which provides a slow and even startup without overloading the power grid.



Soft grip

Located on the handle it offer additional comfort for the user.



Anti-vibrations handle

Allows to reduce the fatigue during long period working.



Rotating rear handle

The handle can be rotated to different positions.



4-stage pendulum

Enables the changing of pendular motion between 4 stages.



Velcro fastening

Velcro-type fastening system allows quick, easy and safe fixation of abrasives



Wet/dry function

Allows water absorption, oil absorption, acid suction and dust absorption.



30L capacity

The vacuum cleaner container provides 30 liter capacity.



Cool stage

Cold air mode allows to cool the workparts and surfaces after heat treatment.




Variable paint flow

Allow to set the intensity of the paint application ensuring perfect painting.



Adjustable Nozzle

Allow to choose between 3 different spray jet shapes.



Cordless tools Li-Ion & Ni-Cd

Li-Ion Cordless drills / screwdrivers 10,8 - 18 volt

Li-Ion Cordless impact screwdrivers & wrenches 10,8 - 18 volt

Li-Ion Cordless impact drills 14,4 - 18 volt

Ni-Cd Cordless drills / screwdrivers 12 - 18 volt

Li-Ion cordless drills / screwdrivers 10,8 - 18 volt



Li-Ion battery



Soft grip



Double speed



Led lamp



Auto lock



Keyless chuck



Quick charge

DWT Cordless screwdrivers and cordless drills / screwdrivers

Li-ion battery

All models with lithium battery are compact, light and performing.

Cordless drills / screwdrivers SLi, BLi, CLi series

DWT lithium cordless drills / screwdrivers in these categories are very robust and practical, designed for assembly, construction and drilling.

They all include a qualitative keyless chuck, 18 + 1 torque

regulator with fixed drill position, electronic speed control, forward and reverse rotation, dual speed gear and a practical integrated light.

SLi and BLi batteries are provided with a LED charge indicator.

Technical specifications

Cordless drills / screwdrivers



		ABS-10,8 CLi-2 BMC	ABS-10,8 BLi-2 BMC	ABS-14,4 BLi-2 BMC	ABS-18 SLi BMC
Battery type		Lithium-ion	Lithium-ion	Lithium-ion	Lithium-ion
Rated voltage	V	10,8	10,8	14,4	18
Battery capacity	Ah	1,5	1,5	1,5	1,5
Battery charging time	h	1	1	1	1
No-load speed (gear I / II)	RPM	0-400 / 0-1400	0-400 / 0-1400	0-400 / 0-1400	0-350 / 0-1200
Chuck type		Keyless chuck	Keyless chuck	Keyless chuck	Keyless chuck
Chuck tightening range	mm	0,8-10	0,8-10	0,8-10	1-10
Torque	Nm	0,8-17	0,8-17	0,8-22	1-28
Number of stages of rotation torque		18+1	18+1	18+1	18+1
Drilling output in wood	mm	22	22	28	30
Drilling output in steel	mm	10	10	10	10
Max. screw diameter	mm	6	6	7	8
Net weight	kg	1	1	1,06	1,29

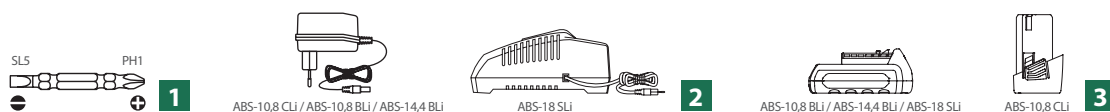


Ordering information

		7640159742685	7640159742692	7640159742708	7640159742715
EAN-code*					
Packing type		Case	Case	Case	Case

Delivery set**

Cordless drill / screwdriver	pcs	1	1	1	1
Owner's manual	pcs	2	2	2	2
1 Screwdriver bit 50 mm	pcs	1	1	1	1
2 Charger	pcs	1 (+1pc charger socket)	1	1	1
3 Battery	pcs	2	2	2	1



*230 V - 50/60 Hz, ** Content inside the box can be different

Features

- **Torque adjustments** allow consistent screwdriving into a variety of materials with screws of different sizes.
- **Step speed selector** switch ensures maximum control.
- **Integrated LED light** offers the user an always well lit workspace.
- **Ergonomic design and soft rubber grip** ensure maximum comfort.
- **LED charge indicator** (ABS-10,8 BLi, ABS-14,4 BLi, ABS-18 SLi) informs the user about the battery level.
- **Soft grip** offers additional comfort for the user.
- **Keyless chuck** enables fast manual changing of accessories without special key.
- **Spindle automatic lock** it locks the spindle when the on/off switch is not pressed enabling to use the tool as a screwdriver.

Technical specifications

Cordless drills / screwdrivers

ABS-10,8 CLi-2 BMC II



ABS-14,4 BLi-2 BMC II



Battery type		Lithium-ion	Lithium-ion
Rated voltage	V	10,8	14,4
Battery capacity	Ah	1,5	1,5
Battery charging time	h	1	1
No-load speed (gear I / II)	RPM	0-400 / 0-1400	0-400 / 0-1400
Chuck type		Keyless chuck	Keyless chuck
Chuck tightening range	mm	0,8-10	0,8-10
Turndown of rotation torque	Nm	0,8-17	0,8-22
Number of stages of rotation torque		18+1	18+1
Drilling output in wood	mm	22	28
Drilling output in steel	mm	10	10
Max. screw diameter	mm	6	7
Net weight	kg	1	1,06



Ordering information

EAN-code*	7640159744214	7640159744221
Packing type	Case	Case

Delivery set**

Cordless drill / screwdriver	pcs	1	1
Owner's manual	pcs	2	2
1 Charger	pcs	1	1
2 Battery	pcs	2	2
3 Flat drill bits (Ø: 16, 18, 20mm)	pcs	3	3
4 Brad point drill bits (Ø: 3, 4, 5, 6, 7, 8, 9, 10mm)	pcs	8	8
5 Screwdriver bits 25mm (PH1, PH1, PH2, PH2, PH3, PH3, PZ1, PZ1, PZ2, PZ2, PZ3, PZ3, SL4, SL6, T10, T15, T20, T25, T30, T40)	pcs	20	20
6 Bit holder	pcs	1	1
7 Diagonal cutting pliers	pcs	1	1
8 Combination plier	pcs	1	1
9 Claw hammer	pcs	1	1
10 Ratchet handle screwdriver	pcs	1	1
11 Snap-off knife	pcs	1	1
12 Adjustable wrench	pcs	1	1
13 Measuring tape	pcs	1	1
14 Tester pen	pcs	1	1

*230 V - 50/60 Hz, ** Content inside the box can be different

Li-Ion cordless impact screwdrivers and impact wrenches 10,8 - 18 volt

Li-Ion cordless impact screwdrivers 10,8 - 18 volt

Li-Ion cordless impact wrenches 18 volt



Li-Ion battery



Soft grip



Led lamp



Quick charge

DWT Cordless impact screwdrivers and impact wrenches

Li-ion battery

All models with lithium battery are compact, light and performing.

Cordless impact screwdriver and impact wrenches








DWT impact screwdrivers and impact wrenches with lithium battery are compact, light and performing.

They are designed to deliver high torque output with minimal exertion by the user, extremely small and

manageable the compact body enables the use in tight spaces.

They include 1/4" hex tool holder (ASS-10,8 Li, ASS-18 SLi) or 1/2" square tool holder (ABW-18 SLi), electronic speed control, forward and reverse rotation, and a practical integrated light. Models equipped with 18V batteries are also provided with a LED charge indicator.

Technical specifications

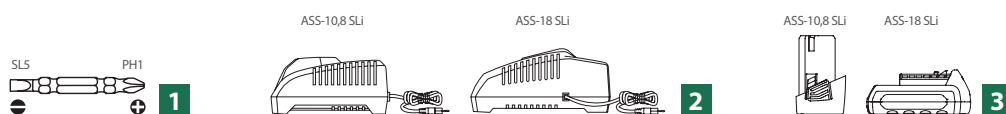
Cordless impact screwdrivers		ASS-10,8 SLi-2 BMC 	ASS-18 SLi BMC	ASS-18 SLi-2 BMC
				
Battery type		Lithium-ion	Lithium-ion	Lithium-ion
Rated voltage	V	10,8	18	18
Battery capacity	Ah	1,3	1,5	1,5
Battery charging time	h	1	1	1
No-load speed	RPM	0-2700	0-2800	0-2800
Tool holder	inch	1/4" hexagonal	1/4" hexagonal	1/4" hexagonal
Torque	Nm	100	220	220
Impact rate	BPM	0-3100	0-3200	0-3200
Max. bolt and nut Ø		M12	M16	M16
Net weight	kg	1	1,47	1,47
				

Ordering information

EAN-code*	7640159744238	7640159742722	7640159742739
Packing type	Case	Case	Case

Delivery set**

Cordless impact screwdriver	pcs	1	1	1
Owner's manual	pcs	2	2	2
1 Screwdriver bit 50 mm	pcs	1	1	1
2 Charger	pcs	1	1	1
3 Battery	pcs	2	1	1







*230 V - 50/60 Hz, ** Content inside the box can be different

Features

- **Compact and lightweight design** enables the use in tight spaces.
- **1/4" hex tool holder** allows quick accessory changes.
- **Integrated LED light** offers the user an always well lit workspace.
- **Ergonomic design and soft rubber grip** ensure maximum comfort.
- **LED charge indicator** (ASS-18 SLi) informs the user about the battery level.



Technical specifications

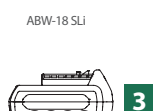
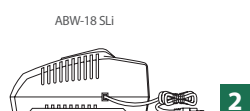
Cordless impact wrenches		ABW-18 SLi-2 BMC	ABW-18 SLi-2 BMC
			
Battery type		Lithium-ion	Lithium-ion
Rated voltage	V	18	18
Battery capacity	Ah	1,5	1,5
Battery charging time	h	1	1
No-load speed	RPM	0-2800	0-2800
Tool holder	inch	1/2" square	1/2" square
Torque	Nm	220	220
Impact rate	BPM	0-3200	0-3200
Max. bolt and nut Ø		M16	M16
Net weight	kg	1,47	1,47
			

Ordering information

EAN-code*	7640159742746	7640159742753
Packing type	Case	Case

Delivery set**

Cordless impact wrench	pcs	1	1
Owner's manual	pcs	2	2
1 Charger	pcs	1	1
2 Battery	pcs	2	2



*230 V - 50/60 Hz, ** Content inside the box can be different

Features

- **Compact and lightweight design** enables the use in tight spaces.
- **1/2" square tool holder** allows quick accessory changes.
- **Integrated LED light** offers the user an always well lit workspace.
- **Ergonomic design and soft rubber grip** ensure maximum comfort.
- **LED charge indicator** informs the user about the battery level.



Li-Ion cordless impact drills 14,4 - 18 volt



Li-ion battery



Soft grip



Double speed



Led lamp



Hammer function



Auto lock



Keyless chuck



Quick charge

DWT Cordless impact drills

Li-ion battery

All models with lithium battery are compact, light and performing.

Cordless impact drills

DWT cordless impact drills are used to drill holes in different materials. Two-mode selector and speed regulation allow the selection of required operation mode: with impact force for impact drilling in solid materials, such as concrete, masonry and bricks; or without impact force for drilling in wood, metal, plastic.

Special features such as forward/reverse rotation and electronic speed control, as well as the application of various accessories, allow screwdriving function.

Both models include a qualitative metal keyless chuck, 18 + 2 torque regulator with fixed drill position, dual speed gear, a practical integrated light and a LED charge indicator.

Technical specifications

Cordless impact drills

ASB-14,4 TLi-2 BMC



ASB-18 TLi-2 BMC



Battery type		Lithium-ion	Lithium-ion
Rated voltage	V	14,4	18
Battery capacity	Ah	1,5	1,5
Battery charging time	h	1	1
No-load speed (gear I / II)	RPM	0-350 / 0-1400	0-350 / 0-1400
Impact rate (gear I / II)	BPM	0-4550 / 0-18200	0-4550 / 0-18200
Chuck type		Metal keyless chuck	Metal keyless chuck
Chuck tightening range	mm	1,5-13	1,5-13
Turndown of rotation torque	Nm	1,5-40	1,5-45
Number of stages of rotation torque		18+2	18+2
Drilling output in wood	mm	30	32
Drilling output in steel	mm	13	13
Drilling output in concrete	mm	10	13
Net weight	kg	1,87	1,97

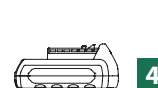
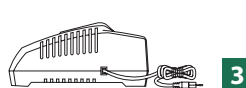

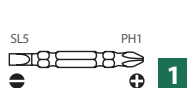


Ordering information

EAN-code*	7640159744245	7640159744252
Packing type	Case	Case

Delivery set**

Cordless impact drill	pcs	1	1
Owner's manual	pcs	2	2
1 Screwdriver bit 50 mm	pcs	1	1
2 Depth stop / Additional handle	pcs	1 / 1	1 / 1
3 Charger	pcs	1	1
4 Battery	pcs	2	2



*230 V - 50/60 Hz, ** Content inside the box can be different

Features

- **Impact drilling function** enables changing between drilling (in wood, metal, plastic) and impact drilling (in masonry and concrete).
- **Torque adjustments** allow consistent screwdriving into a variety of materials with screws of different sizes.
- **Step speed selector** switch ensures maximum control.
- **Integrated LED light** offers the user an always well lit workspace.
- **LED charge indicator** informs the user about the battery level.

- **Ergonomic design and soft rubber grip** ensure maximum comfort.
- **Metal keyless chuck** enables fast manual changing of accessories without special key.
- **Spindle automatic lock** it locks the spindle when the on/off switch is not pressed enabling to use the tool as a screwdriver.

Ni-Cd cordless cordless drills / screwdrivers

12 - 18 volt



Ni-Cd battery



Soft grip



Quick charge



Double speed



Auto lock



Keyless chuck



Led lamp

Cordless tools

Ni-Cd battery

All models with rechargeable Ni-Cd battery are suitable for a variety of applications and enable fatigue-free handling.

Cordless drills / screwdrivers

The cordless drills / screwdrivers of this series include a qualitative keyless chuck, 18 + 1 torque regulator with fixed drill position, electronic speed control, forward and reverse rotation and a practical integrated LED light, dual speed gear and an extra battery.

Technical specifications

Cordless drills / screwdrivers



		ABS-12 C	ABS-12 TC-2 BMC	ABS-14,4 C	ABS-14,4 TC-2 BMC
Battery type		Ni-Cd	Ni-Cd	Ni-Cd	Ni-Cd
Rated voltage	V	12	12	14,4	14,4
Battery capacity	Ah	1,5	1,5	1,5	1,5
Battery charging time	h	3-5	1	3-5	1
No-load speed (gear I / II)	RPM	0-600	0-350 / 0-1250	0-600	0-350 / 0-1250
Double speed		-	●	-	●
Chuck type		Keyless chuck	Keyless chuck	Keyless chuck	Keyless chuck
Chuck tightening range	mm	1-10	1-10	1-10	1-10
Torque	Nm	12	15	15	18
Drilling output in wood	mm	18	20	24	28
Drilling output in steel	mm	10	10	10	10
Max. screw diameter	mm	8	8	8	8
Drill chuck thread		3,8"x24 UNF	3,8"x24 UNF	3,8"x24 UNF	3,8"x24 UNF
Net weight	kg	1,51	1,50	1,61	1,6

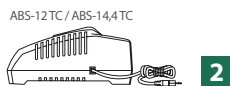
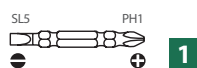


Ordering information

		7640159742760	7640159742777	7640159742784	7640159742791
EAN-code*					
Packing type		Colour box	BMC	Colour box	BMC

Delivery set**

Cordless drill / screwdriver	pcs	1	1	1	1
Owner's manual	pcs	2	2	2	2
1 Screwdriver bit (double head)	pcs	1	1	1	1
2 Charger	pcs	1	1	1	1
3 Battery	pcs	1	2	1	2



*230 V - 50/60 Hz, ** Content inside the box can be different

Features

- **Integrated LED light** offers the user an always well lit workspace.
- **Torque regulator** ensures optimal adjustment of contact pressure and rotatory force.
- **Ergonomic design and soft rubber grip** ensure maximum comfort.

- **Keyless chuck** enables fast manual changing of accessories without special key.
- **Step speed selector** (ABS-12 TC, ABS-14,4 TC) switch ensures maximum control.
- **Spindle automatic lock** it locks the spindle when the on/off switch is not pressed.

Technical specifications

Cordless drills / screwdrivers



		ABS-18 C	ABS-18 C-2	ABS-18 TC-2	ABS-18 TC-2 BMC
Battery type		Ni-Cd	Ni-Cd	Ni-Cd	Ni-Cd
Rated voltage	V	18	18	18	18
Battery capacity	Ah	1,5	1,5	1,5	1,5
Battery charging time	h	3-5	3-5	1	1
No-load speed (gear I / II)	RPM	0-550	0-550	0-350 / 0-1200	0-350 / 0-1200
Double speed		-	-	●	●
Chuck type		Keyless chuck	Keyless chuck	Keyless chuck	Keyless chuck
Chuck tightening range	mm	1-10	1-10	1-10	1-10
Torque	Nm	26	26	28	28
Drilling output in wood	mm	24	24	28	28
Drilling output in steel	mm	10	10	10	10
Max. screw diameter	mm	8	8	10	10
Drill chuck thread		3,8"x24 UNF	3,8"x24 UNF	3,8"x24 UNF	3,8"x24 UNF
Net weight	kg	1,75	1,75	1,74	1,74

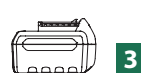
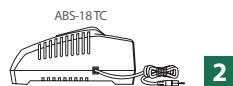
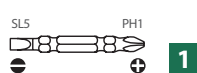


Ordering information

		7640159742807	7640159742814	7640159742821	7640159742838
EAN-code*					
Packing type		Colour box	Colour box	Colour box	BMC

Delivery set**

Cordless drill / screwdriver	pcs	1	1	1	1
Owner's manual	pcs	2	2	2	2
1 Screwdriver bit (double head)	pcs	1	1	1	1
2 Charger	pcs	1	1	1	1
3 Battery	pcs	1	2	2	2



*230 V - 50/60 Hz, ** Content inside the box can be different

Features

- **Ergonomic design and soft rubber grip** ensure maximum comfort.
- **Torque regulator** ensures optimal adjustment of contact pressure and rotatory force.
- **Keyless chuck** enables fast manual changing of accessories without special key.

- **Integrated LED light** offers the user an always well lit workspace.
- **Step speed selector (ABS-18 TC)** switch ensures maximum control.
- **Spindle automatic lock** it locks the spindle when the on/off switch is not pressed.



Screwdriver / Impact wrench / Drills Low speed drill / Impact drills

Screwdriver 550 watt
Impact wrench 900 watt
Drills 110 - 600 watt
Low speed drill 1050 watt
Impact drills 500 -1050 watt
Sets: impact drill + angle grinder

Screwdriver 550 watt



Soft grip



Variable speed



Variable torque

DWT Screwdrivers

The screwdriver with depth stop is ideal for drywall construction applications.

The depth stop ensures a flush joint with the surface.

The model TS-550 V is also equipped with torque clutch which enables careful driving of construction screws.

Features

- **Torque regulator** ensures an optimal adjustment of contact pressure and torque force. Torque regulator can be set in 6 positions.
- **Depth stop** allows precise driving of rows of screws at a constant depth. The depth stop is easily removable.
- **Rotational direction switch** makes it possible to choose rotating direction.
- **Universal 1/4" hex chuck with magnetic holder** is designed for use with a wide range of screwdriver bits.
- **Soft grip** offers the user comfortable handling.

Technical specifications

Screwdriver

TS-550 V



Rated power	W	550
Amperage at voltage 230 V	Amps	2,40
No-load speed	RPM	0-2500
Tool holder	inch	1/4" hexagonal
Turndown of rotation torque	Nm	2,2-14
Number of stages of rotation torque		6
Max. screw diameter	mm	6
Net weight	kg	1,80



Ordering information

EAN-code*	7640159742845
Packing type	Colour box

Delivery set**

Screwdriver	pcs	1
Owner's manual	pcs	2

*230 V - 50/60 Hz, ** Content inside the box can be different



Impact wrench 900 watt



Technical specifications

Impact wrench		SS09-24
Rated power	W	900
Amperage at voltage 230 V	Amps	4,30
No-load speed	RPM	2100
Impact rate	BPM	2700
Torque	Nm	320
Tool holder	inch	1/2" square
Min. bolt and nut Ø		M8
Max. bolt and nut Ø		M24
Net weight	kg	3,50



Ordering information

EAN-code*	7640159742852
Packing type	Colour box

Delivery set**

Impact wrench	pcs	1
Owner's manual	pcs	2
1 Socket wrenches (17/19/21/24mm)	pcs	4



*230 V - 50/60 Hz, ** Content inside the box can be different

DWT Impact wrench

DWT impact wrench is socket wrench power tool designed to deliver high torque output with minimal exertion by the user, by storing energy in a rotating mass, then delivering it suddenly to the output shaft.

It is commonly used for tightening and loosening of screws and nuts through impact action.

Thanks to its high torques, this impact wrench therefore ensures fast work progress in vehicle assembly, shelf construction and other application ranges.

Features

- **Tool holder of 1/2" square** allows the user a fast and manual change of tools.
- **On/off switch** is equipped with a forward & reverse function.
- **Metal housing of the impact mechanism** is made of magnesium die-cast providing a long life time.

Drills and low speed drill 110 - 1050 watt

Drills 110 - 600 watt

Low speed drill 1050 watt



Soft grip



Auto lock



Keyless chuck



Double speed



Variable speed



DC motor

DWT Drills and low speed drill

Drills

DWT drills are power tools for drilling in various materials. They are designed for the drilling in wood / metal / synthetic materials, etc. As they have no impact mechanism, these power tools are light, handy and specifically designed for assembly tasks.

They all have forward/reverse rotation.

Models BM-110 T and BM-280 T are equipped with spindle automatic lock, models BM-400 C and BM-600 C are equipped with speed control, models BM-110 T, BM-












280 T, BM-400 C and BM-600 C are equipped with keyless chuck.

Low speed drill

Dwt low speed drill is also designed for stirring of concrete, paint and other building mortars with the help of the mixers of different sizes.

These compact and powerful model provides sufficient torque and allows easy stirring irrespective of material viscosity.

Technical specifications

Drills		BM-110 T	BM-280 T
			
Rated power	W	110	280
Amperage at voltage 230 V	Amps	0,50	1,20
No-load speed (gear I / II)	RPM	0-310 / 0-1100	0-350 / 0-1400
Double speed		●	●
Chuck type		Keyless chuck	Keyless chuck
Chuck tightening range	mm	0,8-10	0,8-10
Turndown of rotation torque	Nm	0,8-20	0,8-22
Drilling output in wood	mm	20	20
Drilling output in steel	mm	10	10
Drill chuck thread		3/8"x24 UNF	3/8"x24 UNF
Net weight	kg	1,23	1,50
		    	   

Ordering information

EAN-code*	7640159742869	7640159742876
Packing type	Colour box	Colour box

Delivery set**

Drill	pcs	1	1
Owner's manual	pcs	2	2







*230 V - 50/60 Hz, ** Content inside the box can be different

Features

- **Keyless chuck** enables fast manual changing of accessories without a special key. They may be used with 1,0 mm - 10,0 mm diameter shank accessories.
- **Rotational direction switch** allows changing the rotational direction, addressing various work requirements.
- **Step speed selector switch** ensures maximum control.
- **On/off switch** is equipped with a forward & reverse function.

- **Soft grip** offers the user a safer grip and comfortable handling.
- **Spindle automatic lock** it locks the spindle when the on/off switch is not pressed enabling to use the tool as a screwdriver.

Technical specifications

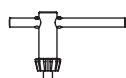
Drills		BM-300	BM-400	BM-400 C
				
Rated power	W	300	400	400
Amperage at voltage 230 V	Amps	1,35	1,85	1,85
No-load speed	RPM	3800	0-3000	0-3000
Variable speed		-	●	●
Chuck type		Gear rim chuck	Gear rim chuck	Keyless chuck
Chuck tightening range	mm	0,6-6	1,5-10	0,8-10
Drilling output in wood	mm	9	20	20
Drilling output in steel	mm	6	10	10
Drill chuck thread		3/8"x24 UNF	3/8"x24 UNF	3/8"x24 UNF
Net weight	kg	1,06	1,43	1,43
				 

Ordering information

EAN-code*	7640159742883	7640159742890	7640159742906
Packing type	Colour box	Colour box	Colour box

Delivery set**

Drill	pcs	1	1	1
Owner's manual	pcs	2	2	2
1 Drill chuck key	pcs	1	1	-












*230 V - 50/60 Hz, ** Content inside the box can be different

Features

- **Rotational direction switch** allows changing the rotational direction, addressing various work requirements.
- **Belt clip** (BM-400; BM-400 C) facilitates the user to set aside drill quickly and safely in order to be able to make full use of both hands.
- **Speed regulator** (BM-400; BM-400 C) makes it possible to set up speed for optimal treatment of the respective materials. The preset speed is reached by fully pressing down on the on/off switch.
- **Keyless chuck** (BM-400 C) enables fast manual changing of accessories without a special key. It may be used with 0,8 mm - 10,0 mm diameter shank accessories.

Technical specifications

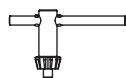
Drills / Low speed drill		BM-600	BM-600 C	BM-1050 M
				
Rated power	W	600	600	1050
Amperage at voltage 230 V	Amps	2,78	2,78	4,90
No-load speed	RPM	0-2500	0-2500	550
Variable speed		●	●	-
Chuck type		Gear rim chuck	Keyless chuck	Gear rim chuck
Chuck tightening range	mm	1,5-10	0,8-10	1,5-13
Drilling output in wood	mm	30	30	40
Drilling output in steel	mm	10	10	13
Drill chuck thread		3/8"x24 UNF	3/8"x24 UNF	1/2"x20 UNF
Net weight	kg	1,77	1,90	3,30
		 	  	

Ordering information

EAN-code*	7640159742913	7640159742920	7640159742937
Packing type	Colour box	Colour box	Colour box

Delivery set**

Drill	pcs	1	1	-
Low speed drill	pcs	-	-	1
Owner's manual	pcs	2	2	2
1 Drill chuck key	pcs	1	-	-



1

*230 V - 50/60 Hz, ** Content inside the box can be different

Features

- **Rotational direction switch** (BM-600; BM-600 C) allows changing the rotational direction, addressing various work requirements.
- **On/off switch** (BM-1050 M) is equipped with a forward & reverse function.
- **Belt clip** (BM-600; BM-600 C) facilitates the user to set aside drill quickly and safely in order to be able to make full use of both hands.
- **Gear reductor** is fixed in a light but robust housing made of magnesium cast.

- **Speed regulator** (BM-600; BM-600 C) makes it possible to set up speed for optimal treatment of the respective materials. The preset speed is reached by fully pressing down on the on/off switch.
- **Keyless chuck** (BM-600 C) enables fast manual changing of accessories without a special key. It may be used with 0,8 mm - 10,0 mm diameter shank accessories.
- **Soft grip** offers the user a safer grip and comfortable handling.

Impact drills 500 - 1050 watt



Soft grip



Keyless chuck



Double speed



Variable speed





DWT Impact drills

Impact drills are used to drill holes in wood, plastic and metal. Two-mode selector and speed regulation allow the selection of required operation mode: with impact force for drilling in solid materials (concrete, masonry, bricks); or without impact force for screwdriving. Special features such as forward/reverse rotation and electronic speed control, as well as the application of various accessories allows conversion into a multi-functional tool.

Features

- **Speed regulator** makes it possible to set up optimal speed for the respective materials. The preset speed is reached by fully pressing down on the on/off switch.
- **Rotational direction switch** allows changing the rotational direction for different applications.
- **Keyless chuck** (SBM-780 C, SBM-810 C) with a safety lock enables fast changing of the various accessories without a special key.

Technical specifications

Impact drills		SBM-500	SBM-600	SBM-600 BMC 
				
Rated power	W	500	600	600
Amperage at voltage 230 V	Amps	2,32	2,78	2,78
No-load speed	RPM	0-2800	0-2800	0-2800
Variable speed		●	●	●
Impact rate	BPM	0-44800	0-44800	0-44800
Chuck type		Gear rim chuck	Gear rim chuck	Gear rim chuck
Chuck tightening range	mm	1,5-13	1,5-13	1,5-13
Drilling output in wood	mm	20	20	20
Drilling output in steel	mm	13	13	13
Drilling output in concrete	mm	13	13	13
Drill chuck thread		1/2"x20 UNF	1/2"x20 UNF	1/2"x20 UNF
Net weight	kg	1,90	1,90	1,90
				

Ordering information

EAN-code*		7640159742944	7640159742968	7640159742975
Packing type		Colour box	Colour box	Case

Delivery set**

Impact drill	pcs	1	1	1
Owner's manual	pcs	2	2	2
1 Drill chuck key	pcs	1	1	1
2 Depth stop	pcs	1	1	1
3 Additional handle	pcs	1	1	1
4 HSS metal drill bits (Ø: 4,5/5/6mm)	pcs	-	-	3
5 Wood drill bits (Ø: 5/6/8mm)	pcs	-	-	3
6 Concrete drill bits (Ø: 6/8/10mm)	pcs	-	-	3



*230 V - 50/60 Hz, ** Content inside the box can be different

Features

- **Impact / drill switch** enables the change between two operation modes: drilling (in wood, metal, plastic) and impact drilling (in concrete, bricks, masonry).
- **Additional handle** allows holding of the power tool with both hands and may be turned to different positions.
- **Locking button for on/off switch** serves for blocking of on/off switch in depressed position that makes

it comfortable to work continuously.

- **Gear rim chuck** ensures the safe fastening of the accessories.

Technical specifications

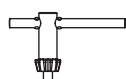
Impact drills		SBM-780	SBM-780 C
			
Rated power	W	780	780
Amperage at voltage 230 V	Amps	3,70	3,70
No-load speed	RPM	0-2800	0-2800
Variable speed		●	●
Impact rate	BPM	0-44800	44800
Chuck type		Gear rim chuck	Keyless chuck
Chuck tightening range	mm	1,5-13	2-13
Drilling output in wood	mm	30	30
Drilling output in steel	mm	13	13
Drilling output in concrete	mm	16	16
Drill chuck thread		1/2"x20 UNF	1/2"x20 UNF
Net weight	kg	2,10	2,10
		 	  

Ordering information

EAN-code*	7640159742982	7640159742999
Packing type	Colour box	Colour box

Delivery set**

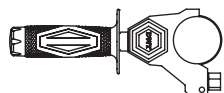
Impact drill	pcs	1	1
Owner's manual	pcs	2	2
1 Drill chuck key	pcs	1	-
2 Depth stop	pcs	1	1
3 Additional handle	pcs	1	1



1



2



3

*230 V - 50/60 Hz, ** Content inside the box can be different

Features

- **Impact / drill switch** enables the change between two operation modes: drilling (in wood, metal, plastic) and impact drilling (in concrete, bricks, masonry).
- **Additional handle** allows holding of the power tool with both hands and may be turned to different positions.
- **Locking button for on/off switch** serves for blocking of on/off switch in depressed position that makes

it comfortable to work continuously.

- **Gear rim chuck** (SBM-780, SBM-810) ensures the safe fastening of the accessories.
- **Keyless chuck** (SBM-780 C, SBM-810 C) with a safety lock enables fast changing of the various accessories without a special key. The safety lock prevents accidental loosening of the chuck.

Technical specifications

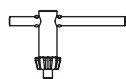
Impact drills		SBM-810	SBM-810 C
			
Rated power	W	810	810
Amperage at voltage 230 V	Amps	3,80	3,80
No-load speed	RPM	0-2800	0-2800
Variable speed		●	●
Impact rate	BPM	0-44800	44800
Chuck type		Gear rim chuck	Keyless chuck
Chuck tightening range	mm	1,5-13	2-13
Drilling output in wood	mm	30	30
Drilling output in steel	mm	13	13
Drilling output in concrete	mm	16	16
Drill chuck thread		1/2"x20 UNF	1/2"x20 UNF
Net weight	kg	2,20	2,20
		 	  

Ordering information

EAN-code*	7640159743002	7640159743019
Packing type	Colour box	Colour box

Delivery set**

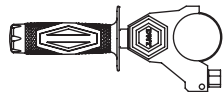
Impact drill	pcs	1	1
Owner's manual	pcs	2	2
1 Drill chuck key	pcs	1	-
2 Depth stop	pcs	1	1
3 Additional handle	pcs	1	1



1



2



3

*230 V - 50/60 Hz, ** Content inside the box can be different



Technical specifications

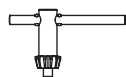
Impact drills		SBM-810 T	SBM-1050 T	SBM-1050 DT
				
Rated power	W	810	1050	1050
Amperage at voltage 230 V	Amps	3,80	4,88	4,90
No-load speed (gear I / II)	RPM	0-1200 / 0-2800	0-1200 / 0-2800	0-900 / 0-2500
Variable speed		●	●	●
Double speed		●	●	●
Impact rate (gear I / II)	BPM	0-19200 / 0-44800	0-19200 / 0-44800	0-14400 / 0-40000
Chuck type		Gear rim chuck	Gear rim chuck	Gear rim chuck
Chuck tightening range	mm	1,5-13	1,5-13	3-16
Drilling output in wood	mm	40 / 30	40 / 30	40 / 30
Drilling output in steel	mm	13 / 13	13 / 13	13 / 13
Drilling output in concrete	mm	16 / 16	16 / 16	20 / 16
Drill chuck thread		1/2"x20 UNF	1/2"x20 UNF	1/2"x20 UNF
Net weight	kg	2,50	2,60	3,40
		  	  	  

Ordering information

EAN-code*	7640159743026	7640159743033	7640159743040
Packing type	Colour box	Colour box	Colour box

Delivery set**

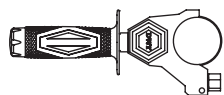
Impact drill	pcs	1	1	1
Owner's manual	pcs	2	2	1
1 Drill chuck key	pcs	1	1	1
2 Depth stop	pcs	1	1	1
3 Additional handle	pcs	1	1	1



1



2



3

*230 V - 50/60 Hz, ** Content inside the box can be different



Sets: Impact drill + angle grinder

Set: impact drill + angle grinder

CMB-I BMC



Ordering information

EAN-code*	7640159743057
Packing type	Case

Technical specifications

Impact drill		SBM-600
Rated power	W	600
Amperage at voltage 230 V	Amps	2,78
No-load speed	RPM	0-2800
Impact rate	BPM	0-44800
Chuck type		Gear rim chuck
Chuck tightening range	mm	1,5-13
Drilling output in wood	mm	20
Drilling output in steel	mm	13
Drilling output in concrete	mm	13
Net weight	kg	1,90

Delivery set**

	Impact drill (SBM-600)	pcs	1
	Owner's manual (SBM)	pcs	2
1	Drill chuck key (SBM)	pcs	1
2	Depth stop (SBM)	pcs	1
3	Additional handle (SBM)	pcs	1

Angle grinder		WS07-115
Rated power	W	710
Amperage at voltage 230 V	Amps	3,21
No-load speed	RPM	11000
Spindle thread		M14
Max. Ø of cutting disc	mm	115
Max. Ø of grinding disc	mm	115
Max. Ø of rubber plate	mm	115
Max. Ø of circular wire brush	mm	75
Max. Ø of cup wire brush	mm	75
Net weight	kg	1,90

	Angle grinder (WS06-115)	pcs	1
	Owner's manual (WS)	pcs	2
4	Additional handle (WS)	pcs	1
5	Flange wrench / open spanner (WS)	pcs	1 / 1
6	Protective casing (WS)	pcs	1



Set: impact drill + angle grinder

CMB-II BMC



Ordering information

EAN-code*	7640159743064
Packing type	Case

Technical specifications

Impact drill		SBM-600
Rated power	W	600
Amperage at voltage 230 V	Amps	2,78
No-load speed	RPM	0-2800
Impact rate	BPM	0-44800
Chuck type		Gear rim chuck
Chuck tightening range	mm	1,5-13
Drilling output in wood	mm	20
Drilling output in steel	mm	13
Drilling output in concrete	mm	13
Net weight	kg	1,90

Delivery set**

	Impact drill (SBM-600)	pcs	1
	Owner's manual (SBM)	pcs	2
1	Drill chuck key (SBM)	pcs	1
2	Depth stop (SBM)	pcs	1
3	Additional handle (SBM)	pcs	1

Angle grinder		WS06-115
Rated power	W	600
Amperage at voltage 230 V	Amps	2,80
No-load speed	RPM	11000
Spindle thread		M14
Max. Ø of cutting disc	mm	115
Max. Ø of grinding disc	mm	115
Max. Ø of rubber plate	mm	115
Max. Ø of circular wire brush	mm	75
Max. Ø of cup wire brush	mm	75
Net weight	kg	2,10

	Angle grinder (WS06-115)	pcs	1
	Owner's manual (WS)	pcs	2
4	Additional handle (WS)	pcs	1
5	Flange wrench / open spanner (WS)	pcs	1 / 1
6	Protective casing (WS)	pcs	1



*230 V - 50/60 Hz, ** Content inside the box can be different



Rotary hammers / Hammers Breaker

Light rotary hammer 850 watt
Heavy rotary hammers 950 - 1400 watt
Hammers 1100 - 1500 watt
Breaker 1500 watt

Light rotary hammer 850 watt



Technical specifications

Rotary hammers		SBH08-26 T BMC
Rated power	W	850
Amperage at voltage 230 V	Amps	3,80
No-load speed	RPM	0-1200
Variable speed		•
Impact rate	BPM	0-5100
Single impact power	J	2,20
Chuck type		DWT PLUS
Drilling output in wood	mm	40
Drilling output in steel	mm	13
Drilling output in concrete	mm	26
Net weight	kg	3,20

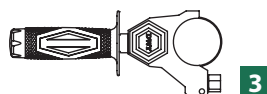


Ordering information

EAN-code*	7640159743071
Packing type	Case

Delivery set**

Rotary hammer	pcs	1
Owner's manual	pcs	2
1 Adapter DWT PLUS	pcs	1
2 Depth stop	pcs	1
3 Additional handle	pcs	1



*230 V - 50/60 Hz, ** Content inside the box can be different

DWT Rotary hammer

Functional and efficient

Rotary hammer is handy power tool for drilling in wood, masonry, concrete and stone.

Our rotary hammer is ideal for interior construction. With its higher impact force, the rotary hammer is better suited for frequent drilling in concrete than conventional electric drills.

Its slim design as well as various handle positions enable fatigue-free work even in confined spaces.

Its construction also makes it suitable for chiselling work, such as the chiselling of cable ducts and or the removal of ceramic coatings and tiles during renovations. Thanks to forward/reverse rotation and speed control, the power tool may also be used as a screwdriver.

Heavy rotary hammers 950 -1400 watt



Soft grip



Variable speed



DWT-Plus



DWT-Max



Anti-vibration system

DWT Rotary hammers

Power and performance.

Rotary hammers are equipped with a pneumatic impact mechanism. Various accessories are used for the impact drilling of holes in masonry and concrete, as well as artificial and natural stone. If the impact mechanism is switched off, the rotary hammer can be used as an ordinary drill. The ergonomic handle with anti-vibration function ensures safe and fatigue-free handling.

The models BH09-26, BH11-28, BH14-32 are equipped with DWT PLUS chuck and enables 3 functions: drilling,

impact drilling and chiselling.

The models BH-1200, BH12-40 V are equipped with 1200 W and 1250 W motors which generate an individual impact power of 10 J and thanks to the DWT MAX chuck system they are able to operate accessories with shanks of large diameter. They enable 2 functions: impact drilling and chiselling. With more than 7 kg they belong to the heavy weight category.

Technical specifications



		BH09-26 BMC	BH11-28 BMC	BH14-32 BMC
Rated power	W	950	1150	1400
Amperage at voltage 230 V	Amps	4,3	5,2	6,3
No-load speed	RPM	800	850	850
Variable speed	-	-	-	-
Impact rate	BPM	4000	4200	4400
Single impact power	J	4	5	5
Chuck type		DWT PLUS	DWT PLUS	DWT PLUS
Drilling output in wood	mm	40	40	40
Drilling output in steel	mm	13	13	13
Drilling output in concrete	mm	26	28	32
Net weight	kg	4,6	4,7	5,4



Ordering information

EAN-code*	7640159743088	7640159743095	7640159743101
Packing type	Case	Case	Case

Delivery set**

Rotary hammer	pcs	1	1	1
Owner's manual	pcs	2	2	2
1 Depth stop	pcs	1	1	1
2 Additional handle	pcs	1	1	1
3 Flange wrench	pcs	1	1	1
4 Dust collector	pcs	1	1	1
5 Lubricant container	pcs	1	1	1
6 Concrete drill bits (Ø: 8,10,12mm)	pcs	3	3	3
7 DWT-Plus chisels (Pointed, Flat)	pcs	2	2	2



*230 V - 50/60 Hz, ** Content inside the box can be different

Features

- **DWT PLUS chuck** allows fast manual changing of accessories without a special key.
- **Function switch** enables changing between three operation modes: drilling (in wood, metal, plastics), impact drilling (in masonry and concrete) and chiselling (removal of plaster, ceramic coatings or the chiselling of cable ducts).
- **D-form handle** allows safe handling.
- **Additional handle** allows holding of the power tool with both hands and may be turned to different positions.
- **Anti-vibration system** (BH14-32) integrated in the handle effectively reduces vibrations.

Technical specifications

Rotary hammers	BH-1200 BMC	BH12-40 V BMC
----------------	-------------	---------------



Rated power	W	1200	1250
Amperage at voltage 230 V	Amps	5,81	5,40
No-load speed	RPM	600	200-450
Variable speed		-	•
Impact rate	BPM	4500	1000-2800
Single impact power	J	10	10
Chuck type		DWT MAX	DWT MAX
Drilling output in concrete	mm	38	40
Net weight	kg	7	7,40

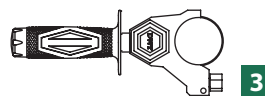


Ordering information

EAN-code*	7640159743118	7640159743125
Packing type	Case	Case

Delivery set**

Rotary hammer	pcs	1	1
Owner's manual	pcs	2	2
1 Flange wrench	pcs	1	-
2 Depth stop	pcs	1	1
3 Additional handle	pcs	1	1
4 Dust collector	pcs	-	1



*230 V - 50/60 Hz, ** Content inside the box can be different

Features

- **DWT MAX chuck** allows fast manual changing of accessories without a special key.
- **Additional handle** allows holding of the power tool with both hands.
- **Soft grip** makes power tool handling more comfortable.
- **Speed regulator** (BH12-40 V) makes it possible to set optimal speed and impact rate for the respective materials.

- **Function switch** enables changing between two operation modes: impact drilling (in masonry and concrete) and chiselling (removal of plaster, ceramic coatings or the chiselling of cable ducts).
- **Anti-vibration system** integrated in the handle effectively reduces vibrations.
- **Light indicator** (BH12-40 V) is on when the power tool is connected to the mains, ready to be switched on.

Hammers and Breaker 1100 - 1500 watt

Hammers 1100 - 1500 watt

Breaker 1500 watt



Soft grip



Variable speed



DWT-Max
tool holder



HEX30
tool holder

DWT Hammers and Breaker

Efficient and powerfull

DWT Hammers and breakers are specially designed for chiselling. Unlike the rotary hammers, these models generate impact movements only, no rotation.











The hammers are perfectly suited for breaking through masonry, the removing of ceramic coatings and the chiselling of cable ducts.

The robust impact mechanism guarantees effective material removal and long service life.

Features

- **Additional handle** allows holding of the power tool with both hands.
- **Soft grip** (H13-06, H-1200 VS) makes power tool handling more comfortable.
- **Anti-vibration system** integrated in the handle effectively reduces vibrations.
- **HEX** (H11-05, H13-06) and **DWT MAX chuck type** (H-1200 VS) ensures the safe fastening of the accessories.

Technical specifications

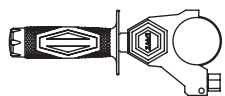
Hammers	H-1200 VS BMC	H13-06 BMC 
		
Rated power	W 1200	1300
Amperage at voltage 230 V	Amps 5,81	5,89
Impact rate	BPM 1500-3000	3000
Variable speed	●	-
Single impact power	J 15	17
Chuck type	DWT MAX	HEX
Net weight	kg 7	6,70
	   	  

Ordering information


EAN-code*	7640159743132	7640159744269
Packing type	Case	Case

Delivery set**

Hammer	pcs	1	1
Owner's manual	pcs	2	2
1 Additional handle	pcs	1	1
2 Flange wrench	pcs	1	-
3 Lubricant container	pcs	-	1



1



2



3

*230 V - 50/60 Hz, ** Content inside the box can be different



Technical specifications

Hammer & Breaker

H15-10 V BMC



AH15-14 BMC



Rated power	W	1500	1500
Amperage at voltage 230 V	Amps	6,69	6,80
Impact rate	BPM	900-1800	1800
Variable speed		•	-
Single impact power	J	25	45
Chuck type		DWT MAX	HEX-30
Net weight	kg	9,90	14,60

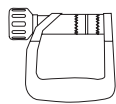


Ordering information

EAN-code*	7640159744276	7640159744283
Packing type	Case	Case

Delivery set**

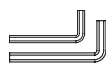
Hammer	pcs	1	-
Breaker	pcs	-	1
Owner's manual	pcs	2	2
1 Additional handle	pcs	1	1
2 Wrench	pcs	1	1
3 Allen key (5, 6 mm)	pcs	-	2
4 Lubricant container	pcs	1	1
5 DWT-Max pointed chisel	pcs	1	-
6 Hex shank pointed chisel	pcs	-	1



1




2



3



4



5



6

*230 V - 50/60 Hz, ** Content inside the box can be different

Features

- **DWT MAX chuck** (H15-10 V) allows fast manual changing of accessories without a special key.
- **Additional handle** allows holding of the power tool with both hands.
- **Soft grip (H15-10 V)** makes power tool handling more comfortable.

- **Speed regulator** (H15-10 V) makes it possible to set optimal speed and impact rate for the respective materials.



Grinders / Polisher Cut-off saw

Straight grinders 600 watt

Angle grinders 600 - 2400 watt

Polisher 1300 watt

Double grinders 150 - 350 watt

Cut-off saw 2200 watt

Straight grinders 600 watt



Soft grip



Variable speed

DWT Straight grinders






Accurate tools for maximum precision

Straight grinders are designed for different grinding tasks. They can be used for de-burring sharp edges, cleaning welding seams, brushing and polishing work pieces with application of aluminium oxide grinding accessories.

Thanks to their ergonomic design, straight grinders fit your hand perfectly and can be operated with one hand only.

Thanks to variable speed control the speed is continuously adjustable and these power tools may be used with a variety of accessories: grinding stones, felt discs, wire brushes, and special TC coated router bits.

Technical specifications

Straight grinders		GS06-27 V	GS06-27 LV
			
Rated power	W	600	600
Amperage at voltage 230 V	Amps	2,80	2,80
No-load speed	RPM	12000-27000	12000-27000
Variable speed		●	●
Number of RPM stages		6	6
Spindle inner diameter	mm	10	10
Collet diameter	mm	6	6
Net weight	kg	1,46	1,68
			 

Ordering information

EAN-code*	7640159743149	7640159743156
Packing type	Colour box	Colour box

Delivery set**

Straight grinder	pcs	1	1
Owner's manual	pcs	2	2
1 Conic grinding stone	pcs	1	1
2 Cylinder grinding stone	pcs	1	1
3 Pin	pcs	1	-
4 Honing stick	pcs	1	1
5 Open spanner	pcs	1	2
6 Additional handle	pcs	1	1



1




2



3



4



5



6

*230 V - 50/60 Hz, ** Content inside the box can be different

Features

- **Extended spindle cover** (GS06-27 LV) allows working in hard-to-reach areas.
- **Soft grip** (GS06-27 LV) makes power tool handling more comfortable.
- **Collet** fastens accessories with 6,0 mm shaft diameter.
- **On/off switch** is positioned to facilitate single-handed operation. When switched to ON, the switch is fixed to make even lengthy periods of work comfortable.
- **Speed regulator** helps save time and energy, allowing adjustment of the rotational speed during work without interruption.

Angle grinders 600 - 2400 watt



Soft grip



Variable speed



Anti-vibration system



Soft start



Turnable handle

DWT Angle grinders

DWT angle grinders are modern, easy-to-handle and safe power tools for cutting, grinding, brushing, sanding and polishing. Various fittings and accessories allow DWT angle grinders to fulfill a multitude of different tasks.

The power tools in this class are comfortable and safe to use, thanks to handy design and grip positioning.

These angle grinders are specially designed for dry cutting, brushing and polishing of metals and similar materials.

The handy extended grip provides great mobility during operating and allows working in hard-to-reach areas. The models from 1010 to 2400 watt are equipped with a powerful motor providing long operating hours even at high work loads.

Technical specifications

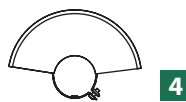
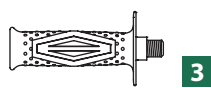

Angle grinders		WS06-115 	WS07-115	WS07-125
				
Rated power	W	600	710	710
Amperage at voltage 230 V	Amps	2,80	3,21	3,21
No-load speed	RPM	11000	11000	11000
Variable speed	-	-	-	-
Spindle thread		M14	M14	M14
Max. Ø of cutting disc	mm	115	115	125
Max. Ø of grinding disc	mm	115	115	125
Max. Ø of rubber sanding plate	mm	115	115	125
Max. Ø of circular wire brush	mm	75	75	75
Max. Ø of cup wire brush	mm	75	75	75
Net weight	kg	2,10	1,90	1,95

Ordering information

EAN-code*	7640159743163	7640159743170	7640159743187
Packing type	Colour box	Colour box	Colour box

Delivery set**

Angle grinder	pcs	1	1	1
Owner's manual	pcs	2	2	2
1 Flange wrench	pcs	1	1	1
2 Open spanner	pcs	1	1	1
3 Additional handle	pcs	1	1	1
4 Protective casing	pcs	1	1	1



*230 V - 50/60 Hz, ** Content inside the box can be different

Features

- **Additional handle** allows holding of the power tool with both hands and may be attached to the power tool with auxiliary fittings.
- **Spindle lock** permits an easy and fast replacement of accessories. It is fitted within the gear housing for safety work.
- **On/off switch** is positioned to facilitate single-handed operation. When switched to ON, the switch is fixed to make even lengthy periods of work comfortable.

- **Metal protective casing**, rotatable by 360°, covers the disc in order to prevent eventual accidents by material waste.

Technical specifications

Angle grinders		WS08-115	WS08-125	WS08-115 V	WS08-125 V
----------------	--	----------	----------	------------	------------



Rated power	W	860	860	860	860
Amperage at voltage 230 V	Amps	3,89	3,89	3,89	3,89
No-load speed	RPM	11000	11000	3000-11000	3000-11000
Variable speed		-	-	●	●
Spindle thread		M14	M14	M14	M14
Max. Ø of cutting disc	mm	115	125	115	125
Max. Ø of grinding disc	mm	115	125	115	125
Max. Ø of rubber sanding plate	mm	115	125	115	125
Max. Ø of circular wire brush	mm	75	75	75	75
Max. Ø of cup wire brush	mm	75	75	75	75
Net weight	kg	2,05	2,10	2,05	2,10

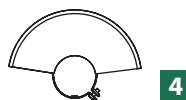
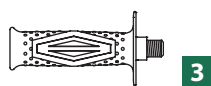



Ordering information

EAN-code*		7640159743194	7640159743200	7640159743217	7640159743224
Packing type		Colour box	Colour box	Colour box	Colour box

Delivery set**

Angle grinder	pcs	1	1	1	1
Owner's manual	pcs	2	2	2	2
1 Flange wrench	pcs	1	1	1	1
2 Open spanner	pcs	1	1	1	1
3 Additional handle	pcs	1	1	1	1
4 Protective casing	pcs	1	1	1	1










*230 V - 50/60 Hz, ** Content inside the box can be different

Features

- **Speed regulator** (WS08-115 V, WS08-125 V) allows the setting of an optimum speed of the spindle for the accessories and materials used. The speed may be adjusted without switching the power tool on and off. An optimal setting of speed leads to a load-free operating.
- **Spindle lock** permits an easy and fast replacement of accessories. It is fitted within the gear housing for safety work.

- **Metal protective casing**, rotatable by 360°, covers the disc in order to prevent eventual accidents by material waste.
- **Additional handle** allows holding of the power tool with both hands and may be attached to the power tool with auxiliary fittings.

Technical specifications

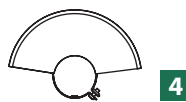
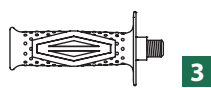

Angle grinders		WS08-115 T	WS08-125 T	WS08-115 TV	WS08-125 TV
					
Rated power	W	860	860	860	860
Amperage at voltage 230 V	Amps	3,89	3,89	3,89	3,89
No-load speed	RPM	11000	11000	3000-11000	3000-11000
Variable speed	-	-	-	●	●
Spindle thread		M14	M14	M14	M14
Max. Ø of cutting disc	mm	115	125	115	125
Max. Ø of grinding disc	mm	115	125	115	125
Max. Ø of rubber plate	mm	115	125	115	125
Max. Ø of circular wire brush	mm	75	75	75	75
Max. Ø of cup wire brush	mm	75	75	75	75
Net weight	kg	2,05	2,10	2,05	2,10
				 	 

Ordering information

EAN-code*	7640159743231	7640159743248	7640159743255	7640159743262
Packing type	Colour box	Colour box	Colour box	Colour box

Delivery set**

Angle grinder	pcs	1	1	1	1
Owner's manual	pcs	2	2	2	2
1 Flange wrench	pcs	1	1	1	1
2 Open spanner	pcs	1	1	1	1
3 Additional handle	pcs	1	1	1	1
4 Protective casing	pcs	1	1	1	1










*230 V - 50/60 Hz, ** Content inside the box can be different

Features

- **Speed regulator** (WS08-115 TV, WS08-125 TV) allows the setting of an optimum speed of the spindle for the accessories and materials used. The speed may be adjusted without switching the power tool on and off. An optimal setting of speed leads to a load-free operating.
- **Spindle lock** permits an easy and fast replacement of accessories. It is fitted within the gear housing for safety work.

- **Metal protective casing**, rotatable by 360°, covers the disc in order to prevent eventual accidents by material waste.
- **Additional handle** allows holding of the power tool with both hands and may be attached to the power tool with auxiliary fittings.

Technical specifications

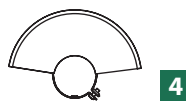
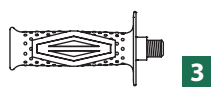

Angle grinders		WS10-115 T	WS10-125 T	WS10-115 TV	WS10-125 TV
					
Rated power	W	1010	1010	1010	1010
Amperage at voltage 230 V	Amps	4,57	4,57	4,57	4,57
No-load speed	RPM	11000	11000	3000-11000	3000-11000
Variable speed		-	-	●	●
Spindle thread		M14	M14	M14	M14
Max. Ø of cutting disc	mm	115	125	115	125
Max. Ø of grinding disc	mm	115	125	115	125
Max. Ø of rubber plate	mm	115	125	115	125
Max. Ø of circular wire brush	mm	75	75	75	75
Max. Ø of cup wire brush	mm	75	75	75	75
Net weight	kg	2,30	2,35	2,30	2,35
				 	 

Ordering information

EAN-code*	7640159743286	7640159743293	7640159743309	7640159743316
Packing type	Colour box	Colour box	Colour box	Colour box

Delivery set**

Angle grinder	pcs	1	1	1	1
Owner's manual	pcs	2	2	2	2
1 Flange wrench	pcs	1	1	1	1
2 Open spanner	pcs	1	1	1	1
3 Additional handle	pcs	1	1	1	1
4 Protective casing	pcs	1	1	1	1







*230 V - 50/60 Hz, ** Content inside the box can be different

Features

- **Speed regulator** (WS10-115 TV, WS10-125 TV) allows the setting of an optimum speed of the spindle for the accessories and materials used. The speed may be adjusted without switching the power tool on and off. An optimal setting of speed leads to a load-free operating.
- **Spindle lock** permits an easy and fast replacement of accessories. It is fitted within the gear housing for safety work.

- **Metal protective casing**, rotatable by 360°, covers the disc in order to prevent eventual accidents by material waste.
- **Additional handle** allows holding of the power tool with both hands and may be attached to the power tool with auxiliary fittings.

Technical specifications

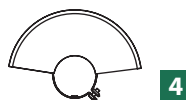
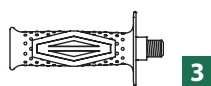

Angle grinders		WS13-150 T	WS13-180 T	WS13-180 D
				
Rated power	W	1300	1300	1300
Amperage at voltage 230 V	Amps	5,88	5,88	5,88
No-load speed	RPM	8000	8000	8000
Variable speed	-	-	-	-
Spindle thread		M14	M14	M14
Max. Ø of cutting disc	mm	150	180	180
Max. Ø of grinding disc	mm	150	180	180
Max. Ø of rubber sanding plate	mm	150	180	180
Max. Ø of circular wire brush	mm	75	75	75
Max. Ø of cup wire brush	mm	75	75	75
Net weight	kg	3,30	3,50	3,60
				

Ordering information

EAN-code*	7640159743323	7640159743330	7640159743347
Packing type	Colour box	Colour box	Colour box

Delivery set**

Angle grinder	pcs	1	1	1
Owner's manual	pcs	2	2	2
1 Flange wrench	pcs	1	1	1
2 Open spanner	pcs	1	1	1
3 Additional handle	pcs	1	1	1
4 Protective casing	pcs	1	1	1



*230 V - 50/60 Hz, ** Content inside the box can be different

Features

- **Spindle lock** permits an easy and fast replacement of accessories. It is fitted within the gear housing for safety work.
- **Metal protective casing**, rotatable by 360°, covers the disc in order to prevent eventual accidents by material waste.
- **Additional handle** allows holding of the power tool with both hands and may be attached to the power tool with auxiliary fittings.

- **D-form handle** (WS13-180 D) provides a comfortable and safe operation during the work.

Technical specifications

Angle grinders		WS18-180 T	WS22-180 T	WS22-230 T	WS22-230 D
----------------	--	------------	------------	------------	------------



Rated power	W	1800	2200	2200	2200
Amperage at voltage 230 V	Amps	8,23	10	10	10
No-load speed	RPM	8000	8000	6000	6000
Variable speed	-	-	-	-	-
Spindle thread		M14	M14	M14	M14
Max. Ø of cutting disc	mm	180	180	230	230
Max. Ø of grinding disc	mm	180	180	230	230
Max. Ø of rubber plate	mm	180	180	230	230
Max. Ø of circular wire brush	mm	100	100	100	100
Max. Ø of cup wire brush	mm	100	100	100	100
Net weight	kg	4,30	5	5,30	5,40

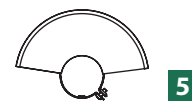
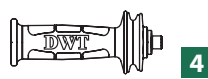
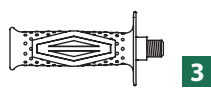



Ordering information

EAN-code*		7640159743354	7640159743361	7640159743378	7640159743385
Packing type		Colour box	Colour box	Colour box	Colour box

Delivery set**

Angle grinder	pcs	1	1	1	1
Owner's manual	pcs	2	2	2	2
1 Flange wrench	pcs	1	1	1	1
2 Open spanner	pcs	1	1	1	1
3 Additional handle	pcs	1	-	-	-
4 Anti-vibrations handle	pcs	-	1	1	1
5 Protective casing	pcs	1	1	1	1



*230 V - 50/60 Hz, ** Content inside the box can be different

Features

- **Spindle lock** permits an easy and fast replacement of accessories. It is fitted within the gear housing for safety work.
- **Anti-vibrations handle** (WS22-180 T, WS22-230 T, WS22-230 D) allows to reduce the fatigueduring long period working.
- **Soft start function** provides a slow and even start-up without overloading the power grid.

- **Metal protective casing**, rotatable by 360°, covers the disc in order to prevent eventual accidents by material waste.
- **D-form handle** (WS22-230 D) provides a comfortable and safe operation during the work.
- **Turn handle** may be rotated to different positions.

Technical specifications

Angle grinders	WS24-230 T	WS24-230 D
----------------	------------	------------



Rated power	W	2400	2400
Amperage at voltage 230 V	Amps	11,23	11,23
No-load speed	RPM	6000	6000
Variable speed	-	-	-
Spindle thread		M14	M14
Max. Ø of cutting disc	mm	230	230
Max. Ø of grinding disc	mm	230	230
Max. Ø of rubber plate	mm	230	230
Max. Ø of circular wire brush	mm	100	100
Max. Ø of cup wire brush	mm	100	100
Net weight	kg	5,30	5,40



Ordering information

EAN-code*	7640159743392	7640159743408
Packing type	Colour box	Colour box

Delivery set**

Angle grinder	pcs	1	1
Owner's manual	pcs	2	2
1 Flange wrench	pcs	1	1
2 Open spanner	pcs	1	1
3 Additional handle	pcs	1	1
4 Protective casing	pcs	1	1



*230 V - 50/60 Hz, ** Content inside the box can be different

Features

- **Metal protective casing**, rotatable by 360°, covers the disc in order to prevent eventual accidents by material waste.
- **Additional handle** allows holding of the power tool with both hands and may be attached to the power tool with auxiliary fittings.
- **Spindle lock** permits an easy and fast replacement of accessories. It is fitted within the gear housing for safety work.

- **Soft start function** provides a slow and even start-up without overloading the power grid.
- **D-form handle** (WS24-230 D) provides a comfortable and safe operation during the work.

Polisher 1300 watt



Soft grip



Variable speed

DWT Polisher

Polisher is used for fine polishing of surfaces. The use of special accessories and polishing materials gives perfect protection and lustre to stainless steel as well as varnished and wooden surfaces. Its powerful motor ensures perfect high-torque performance even under load.

Features

- **Spindle lock** blocks the spindle and facilitates quick fastening and disassembly of the rubber plate. The spindle lock is flush with the gear housing, thus preventing accidental manipulation during operation.
- **Additional handle** may be fixed allowing grip of the power tools with both hands.
- **Speed regulator** allows a choice of optimal working speed for the effective treatment of all varnished surfaces, as well as the appropriate cleaning, sanding and polishing of coated surfaces.
- **Lock-off button** prevents an accidental operation of the power tool. Polisher may be switched on by pushing the lock-off button only.

Technical specifications

Polisher

OP13-180 TV



Rated power	W	1300
Amperage at voltage 230 V	Amps	6,50
No-load speed	RPM	1000-3000
Variable speed		•
Spindle thread		M14
Max. Ø of rubber plate	mm	180
Net weight	kg	3,10




Ordering information

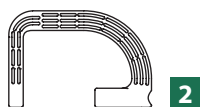
EAN-code*	7640159743446
Packing type	Colour box

Delivery set**

Polisher	pcs	1
Owner's manual	pcs	2
1 Open spanner	pcs	1
2 Additional handle	pcs	1
3 Rubber plate	pcs	1
4 Polishing bonnet	pcs	1



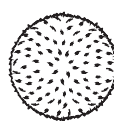
1



2



3



4

*230 V - 50/60 Hz, ** Content inside the box can be different



Double grinders 150 -350 watt



DWT Double grinders





Powerful and sturdy tools for tough applications.

Double grinders are stationary power tools for the deburring, de-rusting, bevelling, polishing, cleaning, grinding and sharpening of tools. They are particularly powerful and can take on any job with their robust construction and solid performance.

Features

- **Spark protector** made of acrylic glass is moved into a downward position to protect the user from sparks and metal filings during the grinding process. The acrylic glass protector may be adjusted to the most suitable angle for work.
- **Base plate** is equipped with rubber mounts for secure mounting of the power tool on the worktable.
- **Workpiece support** enables safe placement of the workpiece on the grinding disc.
- **Disc protector** are made of steel and cover the grinding discs from all sides to protect the user. Disc protector for grinding discs of up to 200 mm may also be used with smaller disks, e. g. 125 mm or 150 mm.

Technical specifications

Double grinders		DS-150 KS	DS-200 KS	DS-250 GS	DS-350 GS
					
Rated power	W	150	200	250	350
Amperage at voltage 230 V	Amps	0,65	0,87	1,09	1,53
No-load speed	RPM	2950	2950	2950	2950
Ø of grinding disc	mm	125 / 125	150 / 150	150 / 150	200 / 200
Bore Ø of grinding disc	mm	12,7 / 12,7	12,7 / 12,7	12,7 / 32	16 / 16
Thickness of grinding disc	mm	16 / 16	20 / 20	20 / 40	20 / 20
Net weight	kg	5,20	8,40	8,90	13,30

Ordering information

EAN-code*	7640159743453	7640159743460	7640159743477	7640159743484
Packing type	Colour box	Colour box	Colour box	Colour box

Delivery set**

Double grinder	pcs	1	1	1	1
Owner's manual	pcs	2	2	2	2
Grinding disc	pcs	2	2	2	2
1 Mounting screw with nut	pcs	2	2	2	2
2 Workpiece support	pcs	2	2	2	2
3 Screw with fly-nut	pcs	2	2	2	2
4 Spark protector	pcs	2	2	2	2



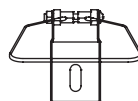
1



2



3



4

*230 V - 50/60 Hz, ** Content inside the box can be different



Cut-off saw 2200 watt



Soft grip

Technical specifications

Cut-off saw		SDS-2200
Rated power	W	2200
Amperage at voltage 230 V	Amps	10
No-load speed	RPM	3750
Max. Ø of cutting disc	mm	355
Bore Ø of cutting disc	mm	19 / 25,4 / 32
Spindle lock		•
Max. cutting size 0° / 45°; circle section	mm	Ø 110 / Ø 55
Max. cutting size 0° / 45°; square section	mm	100 x 100 / 40 x 40
Max. cutting size 0° / 45°; rectangular section	mm	210 x 30 / 85 x 30
Max. cutting size 0° / 45°; L-section	mm	145 x 145 / 55 x 55
Net weight	kg	19

Ordering information

EAN-code*	7640159743491
Packing type	Colour box

Delivery set**

Cut-off saw	pcs	1
Owner's manual	pcs	2
Cutting disc	pcs	1
1 Allen key	pcs	1
2 Fitting bush (Ø: 19 / 25,4 mm)	pcs	1



*230 V - 50/60 Hz, ** Content inside the box can be different

DWT Cut-off saw

Cut-off saw is especially suitable for cutting of metal and pipes. With a special clamping device on a robust base plate, it is possible to carry out angle cuts. The powerful 2200 watt motor delivers high performance.

Features

- **Spindle lock** provides an easy and safe cutting disc change.
- **Cutting disc safety casings** provide an optimal safeguard to the user.
- **Base plate** provides a safe clamping of the power tool and guarantees secure working.
- **Carrying grip** can be lowered for easy transportation and space-saving storage.
- **Cutting depth limiter bolt** is used to set up the maximal cutting depth, which is to be carried out before start of work.
- **Lock-off button** prevents an accidental operation of the power tool. The power tool may be switched on by pushing the lock-off button only.



Jig saws / Marble saw / Circular saws Mitre saws / Table saw

Jig saws 500 - 750 watt

Marble saw 1200 watt

Circular saws 1200 - 1800 watt

Mitre saws 1200 - 1600 watt

Slide mitre saws 1600 - 1800 watt

Combo mitre saw 1800 watt

Table saw 1800 watt

Jig saws 500 - 750 watt



Soft grip



Variable speed



4-Stage
pendulum

DWT Jig saws

DWT jig saws are equipped with powerful 500 W, 650 W, 710W and 750 W motors and are suitable for making curved cuts through wood, derived timber products and plastic, requiring high accuracy and precision.

To make long straight lines, parallel guides are used, which may also be used for mitre cuts. Special jig saw blades allow the cutting of metal and ceramics.

The 4-stage pendulum adjustment enables fast and effortless operation.

Features

- **4-stage pendulum adjustment switch** (STS05-55 DV, STS06-80 D, STS07-85 DV) enables the change of stages of pendular motion. Depending on the material used and the task, it may be set at different levels.
- **Stroke rate regulator** (STS05-55 DV, STS06-80 D, STS07-85 DV) may be set to the optimal speed for the work material and may be adjusted during working.
- **Locking button for on/off** switch serves for blocking of on/off switch in depressed position to comfortable work continuously.
- **Base plate** has a sturdy construction and provides a safe support for precise cutting.

Technical specifications

Jig saws		STS05-60 D	STS05-55 DV
			
Rated power	W	500	500
Amperage at voltage 230 V	Amps	2,20	2,42
Stroke rate at no-load	SPM	3000	700-3000
Variable speed		-	•
Stroke length	mm	18	18
Cutting ability in wood	mm	55	55
Cutting ability in aluminium	mm	5	10
Cutting ability in steel	mm	4	6
Bevel cuts left / right		45° - 45°	45° - 45°
Net weight	kg	1,70	2
			

Ordering information

EAN-code*	7640159743569	7640159743552
Packing type	Colour box	Colour box

Delivery set**

Jig saw	pcs	1	1
Owner's manual	pcs	2	2
1 Saw blade	pcs	-	1
2 Wing screw for guide bar	pcs	-	2
3 Locating pin	pcs	-	1
4 Allen key	pcs	1	1
5 Vacuuming connector piece	pcs	1	1
6 Guide bar for parallel / circle cutting	pcs	-	1



*230 V - 50/60 Hz, ** Content inside the box can be different



Technical specifications

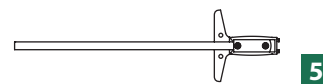
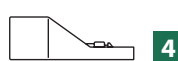
Jig saws		STS06-80 D	STS-750 VP
			
Rated power	W	650	750
Amperage at voltage 230 V	Amps	2,80	3,40
Stroke rate at no-load	SPM	800-3000	700-3000
Variable speed		•	•
Stroke length	mm	20	26
Cutting ability in wood	mm	80	100
Cutting ability in aluminium	mm	8	30
Bevel cuts left / right		45° - 45°	45° - 45°
Net weight	kg	2	3,10
		  	  

Ordering information


EAN-code*	7640159743576	7640159743583
Packing type	Colour box	Colour box

Delivery set**

Jig saw	pcs	1	1
Owner's manual	pcs	2	2
1 Wing screw for guide bar	pcs	2	1
2 Locating pin	pcs	1	1
3 Allen key	pcs	1	1
4 Vacuuming connector piece	pcs	1	1
5 Guide bar for parallel / circle cutting	pcs	1	1




*230 V - 50/60 Hz, ** Content inside the box can be different



Marble saw 1200 watt



Technical specifications

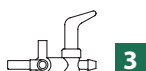
Marble saw		MS12-115 
Rated power	W	1200
Amperage at voltage 230 V	Amps	5,40
No-load speed	RPM	13000
Max. / min. Ø of diamond cutting blade	mm	115 / 110
Max. / min. bore Ø of diamond cutting blade	mm	20
Max. thickness of diamond cutting blade	mm	1,7
Max. cutting depth at 45°	mm	-
Max. cutting depth at 90°	mm	34
Net weight	kg	3,20

Ordering information

EAN-code*	7640159743590
Packing type	Colour box

Delivery set**

Marble saw	pcs	1
Owner's manual	pcs	2
Diamond disc (Ø 110x20 mm)	pcs	1
1 Allen Key	pcs	1
2 Flange wrench	pcs	1
3 Valve	pcs	1
4 Hose adapter	pcs	1
5 Hose	pcs	1
6 Internal / external flange	pcs	1 / 1



*230 V - 50/60 Hz, ** Content inside the box can be different

DWT Marble saw

Marble saws are designed to cut marble, granite and similar materials. By using different diamond cutting blades, applications for brickwork and ceramic materials are also possible. An ideal combination of weight, size and powerful motor guarantees efficient work.

Features

- **Diamond cutting blade safety casing** shields the diamond blade and protect the user.
- **On/off switch** is protected against water splashing.
- **On/off switch with lock function** eases operation during extended working periods.
- **Base plate** has a sturdy construction and provides a safe support for precise cutting.

Circular saws 1200 - 1800 watt



Soft grip

DWT Circular saw

Durable tools for everyday construction jobs.

DWT circular saws are a perfect combination of low weight, handy size and powerful motors. They allow making precise, fast linear and mitre cuts in wood and derived timber products. The usage of specific sawing blades offer cutting and trimming of other materials, such as plastic and aluminum.

Features

- **Angular adjustment** in this circular saw provides a precise and angle-accurate sawing of all required cuts. The inclination angle may be selected on the scale for the angular settings and fixed with clamping screws.
- **Soft grip** (HKS12-55, HKS12-65, HKS15-65, HKS18-75, HKS18-85) makes handling safer and more comfortable.
- **Base plate** has a sturdy construction and provides a safe support for precise cutting.
- **Cutting depth adjustment** allows making half-cuts in order to get clean cuts and sharp edges with the second try.

Technical specifications

Circular saws		HKS12-54 	HKS12-63 	HKS15-65
---------------	--	--	--	----------



Rated power	W	1200	1200	1500
Amperage at voltage 230 V	Amps	5,50	5,50	6,50
No-load speed	RPM	5000	5000	5000
Spindle lock		•	•	•
Max. / min. Ø of circular saw blade	mm	165	190 / 184	190 / 184
Max. / min. bore Ø of circular saw blade	mm	20 / 16	20 / 16	20 / 16
Max. thickness of circular saw blade	mm	1,60	2,40	2,50
Max. cutting depth at 45°	mm	36	43	44
Max. cutting depth at 90°	mm	55	62,5	65
Net weight	kg	3,60	3,70	4,10




Ordering information

EAN-code*	7640159743507	7640159743514	7640159743521
Packing type	Colour box	Colour box	Colour box

Delivery set**

Circular saw	pcs	1	1	1
Owner's manual	pcs	2	2	2
Circular saw blade	pcs	1	1	1
1 Wrench	pcs	1	1	1
2 Parallel guide	pcs	1	1	1
3 Internal / external flange	pcs	1 / 1	-	-



1



2



3





*230 V - 50/60 Hz, ** Content inside the box can be different

Features

- **Angular adjustment** in this circular saw provides a precise and angle-accurate sawing of all required cuts. The inclination angle may be selected on the scale for the angular settings and fixed with clamping screws.
- **Base plate** has a sturdy construction and provides a safe support for precise cutting.

- **Cutting depth adjustment** allows making half-cuts in order to get clean cuts and sharp edges with the second try.
- **Soft grip** (HKS15-65) makes handling safer and more comfortable.

Technical specifications


Circular saws		HKS18-75	HKS18-85
			
Rated power	W	1800	1800
Amperage at voltage 230 V	Amps	8,30	8,30
No-load speed	RPM	4800	4800
Spindle lock		•	•
Max. / min. Ø of circular saw blade	mm	210 / 200	235 / 230
Max. / min. bore Ø of circular saw blade	mm	30 / 20	30 / 20
Max. thickness of circular saw blade	mm	2,50	2,50
Max. cutting depth at 45°	mm	55	65
Max. cutting depth at 90°	mm	75	85
Net weight	kg	6,20	6,50
			

Ordering information

EAN-code*	7640159743538	7640159743545
Packing type	Colour box	Colour box

Delivery set**

Circular saw	pcs	1	1
Owner's manual	pcs	2	2
Circular saw blade	pcs	1	1
1 Wrench	pcs	1	1
2 Parallel guide	pcs	1	1



1



2

*230 V - 50/60 Hz, ** Content inside the box can be different

Features

- **Angular adjustment** in this circular saw provides a precise and angle-accurate sawing of all required cuts. The inclination angle may be selected on the scale for the angular settings and fixed with clamping screws.
- **Base plate** has a sturdy construction and provides a safe support for precise cutting.

- **Cutting depth adjustment** allows making half-cuts in order to get clean cuts and sharp edges with the second try.
- **Soft grip** makes handling safer and more comfortable.

Mitre saws 1200 - 1600 watt



DWT Mitre saws

Powerful and durable, designer for wood cutting.

Mitre saws are designed for quick, accurate and precise mitre sawing of wooden workpieces.

When using special saw blades, other materials such as aluminum or plastic may be cut.

Features

- **The rotary table** can be rotate to select the desired cutting angle and allows to make all required cuts quickly and precisely.
- **Clamping devices** are designed for the better fitting of working materials on the machine.
- **Saw blade safety casing** provide an optimal safeguard to the user.
- **The dust extraction connector** allows to extract the dust and diverts it directly to the dust bag. This reduces the airborne dust concentration and prevents dust collecting at the workplace. A vacuum cleaner may be connected.
- **Both-sided table extensions** (KGS16-255) allow to cut larger materials.

Technical specifications

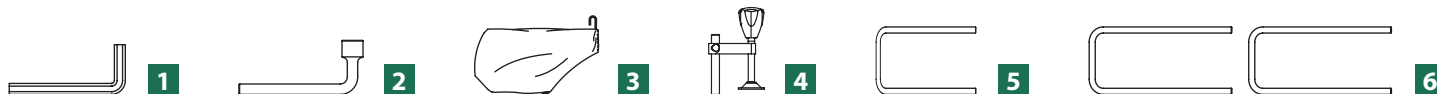
Mitre saws		KGS12-210	KGS16-255
			
Rated power	W	1200	1600
Amperage at voltage 230 V	Amps	6	7
No-load speed	RPM	5000	4800
Max. / min. Ø of circular saw blade	mm	210 / 205	255 / 250
Max. / min. bore Ø of circular saw blade	mm	30 / 30	30 / 30
Max. thickness of circular saw blade	mm	2,80	3
Max. cutting depth at 0° / 90° (H x W)	mm	65 x 105	70 x 150
Max. cutting depth at 45° / 90° (H x W)	mm	65 x 75	70 x 110
Max. cutting depth at 0° / 45° (H x W)	mm	30 x 105	40 x 150
Max. cutting depth at 45° / 45° (H x W)	mm	30 x 75	40 x 110
Net weight	kg	9	11

Ordering information

EAN-code*	7640159743606	7640159743613
Packing type	Colour box	Colour box

Delivery set**

Mitre saw	pcs	1	1
Owner's manual	pcs	2	2
Circular saw blade	pcs	1	1
1 Allen key	pcs	1	1
2 Box wrench	pcs	1	1
3 Dust bag	pcs	1	1
4 Work clamp	pcs	1	1
5 Protection braket	pcs	1	1
6 Extension rod	pcs	-	2



*230 V - 50/60 Hz, ** Content inside the box can be different



Slide mitre saws 1600 - 1800 watt



DWT Slide mitre saws

Slide mitre saws with angle setting provide an additional working range due to their saw head, which moves along solid parallel guides with the help of double ball bearings.

Thus, significantly larger materials may be cut.


They include wide, both-sided table extensions fixed with clamping devices that are designed for the better fitting of working materials on the machine.

Some power tools have the possibility to mount a laser that provide a precise visual indication of the cutting position.

Features

- **The rotary table** can be rotate to select the desired cutting angle and allows to make all required cuts quickly and precisely.
- **The dust extraction connector** allows to extract the dust and diverts it directly to the dust bag. This reduces the airborne dust concentration and prevents dust collecting at the workplace. A vacuum cleaner may be connected.

Technical specifications


Slide mitre saws		KGS16-210 P	KGS18-255 P
			
Rated power	W	1600	1800
Amperage at voltage 230 V	Amps	7	8
No-load speed	RPM	4800	4800
Max. / min. Ø of circular saw blade	mm	210 / 205	255 / 250
Max. / min. bore Ø of circular saw blade	mm	30 / 16	30 / 16
Max. thickness of circular saw blade	mm	2,80	3
Max. cutting depth (H x W) 0° / 90°	mm	65 x 305	75 x 430
Max. cutting depth (H x W) 45° / 90°	mm	65 x 210	75 x 305
Max. cutting depth (H x W) 0° / 45°	mm	35 x 305	40 x 430
Max. cutting depth (H x W) 45° / 45°	mm	35 x 210	40 x 305
Net weight	kg	20	23

Ordering information

EAN-code*	7640159743620	7640159743637
Packing type	Colour box	Colour box


Delivery set**

Mitre saw	pcs	1	1
Owner's manual	pcs	2	2
Circular saw blade	pcs	1	1
1 Allen key	pcs	1	1
2 Box wrench	pcs	1	1
3 Dust bag	pcs	1	1
4 Work clamp	pcs	1	1
5 Extension rod	pcs	2	2



*230 V - 50/60 Hz, ** Content inside the box can be different

- **Clamping devices** are designed for the better fitting of working materials on the machine.
- **Saw blade safety casing** provide an optimal safeguard to the user.
- **Both-sided table extensions** allow to cut larger materials.
- **Solid parallel guides** equipped with double ball bearings allow the saw head to slide providing an additional working range.



Combo mitre saw 1800 watt



DWT Combo mitre saws

Combo mitre saw is powerful multi-functional saw tool, and a combination of a table circular saw and a mitre saw.

The change between mitre saw mode and table operations is fast and easy and doesn't require additional tools.

Features

- **The rotary table** can be rotate to select the desired cutting angle and allows to make all required cuts quickly and precisely.
- **The dust extraction connector** allows to extract the dust and diverts it directly to the dust bag. This reduces the airborne dust concentration and prevents dust collecting at the workplace. A vacuum cleaner may be connected.
- **Clamping devices** are designed for the better fitting of working materials on the machine.
- **Parallel and angle guiding** allows to make all required cuts quickly and precisely.

Technical specifications

Combo mitre saws

KGS18-255 K



Rated power	W	1800
Amperage at voltage 230 V	Amps	8
No-load speed	RPM	5000
Max. / min. Ø of circular saw blade	mm	255 / 250
Bore Ø of circular saw blade	mm	30
Max. thickness of circular saw blade	mm	3
Max. cutting depth at 0° / 90° (H x W)	mm	70 x 110
Max. cutting depth at 45° / 90° (H x W)	mm	70 x 70
Max. cutting depth at 0° / 45° (H x W)	mm	40 x 110
Max. cutting depth at 45° / 45° (H x W)	mm	40 x 90
Max. cutting capacity (table saw mode)	mm	40
Net weight	kg	24

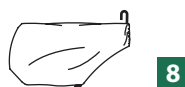
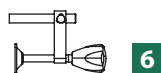
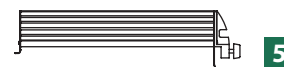
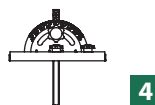
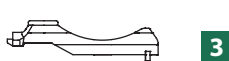



Ordering information

EAN-code*	7640159743644
Packing type	Colour box

Delivery set**

Combo mitre saw	pcs	1
Owner's manual	pcs	2
Circular saw blade	pcs	1
1 Allen key	pcs	2
2 Wrench	pcs	1
3 Protective cover (lower)	pcs	1
4 Angular guide	pcs	1
5 Parallel guide	pcs	1
6 Work clamp	pcs	1
7 Push stick	pcs	1
8 Dust bag	pcs	1



*230 V - 50/60 Hz, ** Content inside the box can be different

Table saw 1800 watt



DWT Table saws

Table circular saw is designed for cutting all kinds of wood.

It can be used in joinery, furniture and carpentry, where lateral, cross and mitre cuts are required.

By using special saw blades, other materials such as plastic may be cut. Table circular saw in this class is mainly used for interior finishing works and renovations, which require mobility.

Thanks to parallel and angle guiding with table extensions, it is possible to make all required cuts quickly and precisely. The stand with leveling legs makes working with the table saw more comfortable. It is possible and recommended to attach external dust extraction to both sides of table circular saws.

Technical specifications

Table saw

TKS18-250 K



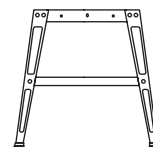
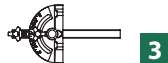
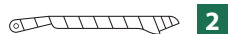
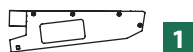
Rated power	W	1800
Amperage at voltage 230 V	Amps	8,40
No-load speed	RPM	5000
Ø of circular saw blade	mm	255
Bore Ø of circular saw blade	mm	25,40
Max. thickness of circular saw blade	mm	2
Tilting range of circular saw blade		90° - 45°
Max. cutting capacity at 90°	mm	76
Max. cutting capacity at 45°	mm	63
Net weight	kg	22,00

Ordering information

EAN-code*	7640159744290
Packing type	Colour box

Delivery set**

Table saw	pcs	1
Owner's manual	pcs	2
Circular saw blade	pcs	1
1 Saw blade safety casing	pcs	1
2 Push stick	pcs	1
3 Mitre guide	pcs	1
4 Flange wrench	pcs	1
5 Wrench	pcs	1
6 Parallel guide	pcs	1
7 Working stand	pcs	1




*230 V - 50/60 Hz, ** Content inside the box can be different

Features

- **Sliding working table** allow to cut larger materials.
- **Parallel and angle guiding** allows to make all required cuts quickly and precisely.
- **The stand with leveling legs** makes working with the table saw more comfortable.
- **The dust extraction connector** allows to extract the dust from both sides to reduces the airborne dust concentration.





Planers / Routers / Sanders / Hot air guns / Spray guns / Air Blower

- Power planers 710 - 1010 watt
- Plunge routers 1050 - 2100 watt
- Orbital sanders 200 - 320 watt
- Rotary sanders 300 - 380 watt
- Belt sanders 750 - 900 watt
- Hot air guns 1600 - 2000 watt
- Spray guns 80 - 500 watt
- Air blower 550 watt

Power planers 710 - 1010 watt





DWT Power planers

Power planers are used for the surface treatment of wood, derived timber products and plastics. A rotating roller with replaceable blades cuts chips from the surface, with possible cutting depth of 0 - 3 mm at a plane width of 82 mm. The power planer is hand-operated. In combination with a table (optional accessory) the power planer may be used in a stationary mode.

Features

- **Base plate** is made of aluminium alloy and has a solid construction. The micro relief on the working surface ensures perfect sliding contact to the work piece.
- **Vertical stop and side stop** enable the precise definition of rebate depth and width.
- **Cutting depth regulator** is continuously adjustable and at the same time may be used as an additional handle for safer positioning.
- **Lock-off button** prevents accidental switching on of the power tool.
- **Soft grip** provides safer and more comfortable handling.

Technical specifications

Power planers		HB02-82	HB03-82
			
Rated power	W	710	1010
Amperage at voltage 230 V	Amps	3,10	4,50
No-load speed	RPM	14500	16000
Planing width	mm	82	82
Planing depth	mm	0-2	0-3
Grooving depth	mm	0-16	0-5
Net weight	kg	3,60	3,70



Ordering information

EAN-code*	7640159743651	7640159743668
Packing type	Colour box	Colour box

Delivery set**

Power planer	pcs	1	1
Owner's manual	pcs	2	2
1 Blade sharpening device (assembly)	pcs	1	1
2 Blade alignment fixture (assembly)	pcs	1	1
3 Vertical stop	pcs	1	1
4 Parallel guide	pcs	1	1
5 Driving belt	pcs	1	1
6 Box wrench	pcs	1	1



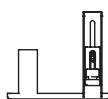
1



2



3



4



5



6

*230 V - 50/60 Hz, ** Content inside the box can be different



Plunge routers 1050 - 2100 watt



Variable speed



Soft start





DWT Plunge routers

Plunge routers are suitable for a variety of applications on wood, plastics, MDF and other materials. This power tool can cut grooves, profile edges and complete copy-milling. Both models are equipped with constant electronic which ensures smooth supply of the power during operation.

Features

- **Base plate** is made of aluminium alloy. The bottom is covered with a plastic sliding plate to minimize wear and to enable gauge-free movements on the surface being treated.
- **Soft start** enables a smooth and slow start-up of the router. The tool achieves maximum speed and works without jolting or jamming and without power overload.
- **Spindle lock** blocks the spindle in its rotating movement so that the router bits may be inserted, or removed, respectively.
- **Plunge depth control system** allows the user to select the desired milling depth.

Technical specifications

Plunge routers		OF-1050 V	OF-2100 V
			
Rated power	W	1050	2100
Amperage at voltage 230 V	Amps	4,50	9
No-load speed	RPM	12000-30000	8000-23000
Variable speed		•	•
Collet inner Ø	mm	8	12
Internal Ø of the bush	mm	-	8
Stroke of the router base	mm	50	60
Net weight	kg	3,20	6,50
			

Ordering information

EAN-code*	7640159743675	7640159743682
Packing type	Colour box	Colour box

Delivery set**

Plunge router	pcs	1	1
Owner's manual	pcs	2	2
1 Clamping bush (8mm)	pcs	-	1
2 Guide bushing with screws	pcs	1	1
3 Open spanner	pcs	1	1
4 Extraction adapter	pcs	1	1
5 Parallel guide	pcs	1	1
6 Dust tube	pcs	1	1



*230 V - 50/60 Hz, ** Content inside the box can be different



Orbital sanders 200 - 320 watt



Soft grip



Variable speed

DWT Orbital sanders

Orbital sanders are used for the dry sanding of surfaces. The use of abrasive paper with different graining allows the treatment of different materials (wood, plastics, fillings, paints, varnishes) and achieving varied surface fineness. Low noise and vibration levels provide comfortable work during long period of time. Powerful motor and increased sanding plate of orbital sanders provide high productivity; while ergonomic design and big user-friendly handle with soft grip guarantee long-lasting comfortable work.

Features

- **Integrated dust exhaust system** extracts the dust and diverts it directly to the dust bag. This reduces the airborne dust concentration and prevents dust collecting at the workplace. A vacuum cleaner may be connected with the aid of a special adapter.
- **Sanding paper clamping system** with clamp lever is designed for easy and convenient replacement of sanding belt.
- **Sanding plate** is furnished with special dust extraction holes.

Technical specifications

Orbital sanders		ESS02-187 T	ESS03-230 DV
			
Rated power	W	200	320
Amperage at voltage 230 V	Amps	0,60	0,90
No-load speed	RPM	12000	6000-12000
Variable speed		-	•
Orbital diameter	mm	1,60	2,50
No-load oscillations rate	OPM	24000	12000-24000
Sanding paper size	mm	90 x 230	115 x 280
Sanding surface size	mm	90 x 187	115 x 230
Type of fastening system		clamping	clamping
Net weight	kg	1,64	2,43
			 

Ordering information

EAN-code*	7640159743705	7640159743712
Packing type	Colour box	Colour box

Delivery set**

Orbital sander	pcs	1	1
Owner's manual	pcs	2	2
1 Dust bag	pcs	1	1
2 Sanding paper	pcs	3	3



1



2

*230 V - 50/60 Hz, ** Content inside the box can be different

- **Speed regulator** (ESS03-230 DV) controls the vibrations necessary to achieve the optimal sanding finish for a specific surface. The vibration rate may be adjusted when the power tool is running.
- **Soft grip** offers the user additional convenience.



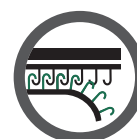
Rotary sanders 300 - 380 watt



Soft grip



Variable speed



Velcro fastening

DWT Rotary sanders

Rotary sanders are used with special polishing accessories for precise dry sanding and polishing. The selection and use of abrasive paper with specific graining gives the user complete control of surface finishing of any material.

Features

- **Integrated dust exhaust system** extracts the dust and diverts it directly to the dust bag. This reduces the airborne dust concentration and prevents dust collecting at the workplace. A vacuum cleaner may be connected with the aid of a special adapter.
- **"Velcro-type" fastening system** ensures safe fixation of the accessories and allows quick and easy attachment of abrasives.
- **Sanding plate** is furnished with special dust extraction holes.
- **Speed regulator** (EX03-125 DV) controls the vibrations necessary to achieve the optimal sanding finish for a specific surface. The vibration rate may be adjusted when the power tool is running.

Technical specifications

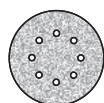
Rotary sanders		EX03-125 D	EX03-125 DV 	EX03-150 D
				
Rated power	W	300	380	300
Amperage at voltage 230 V	Amps	1,40	1,60	1,40
No-load speed	RPM	12000	6000-13000	12000
Variable speed	-	-	•	-
Eccentricity	mm	2	1	2
No-load oscillations rate	OPM	24000	12000-26000	24000
Sanding plate diameter	mm	125	125	150
Type of fastening system		velcro	velcro	velcro
Net weight	kg	1,75	1,80	1,77
		 	  	 

Ordering information

EAN-code*	7640159743729	7640159743736	7640159743743
Packing type	Colour box	Colour box	Colour box

Delivery set**

Rotary sander	pcs	1	1	1
Owner's manual	pcs	2	2	2
1 Sanding paper	pcs	1	1	1
2 Dust bag	pcs	1	1	1



1



2

*230 V - 50/60 Hz, ** Content inside the box can be different



Belt sanders 750 - 900 watt



Soft grip



Variable speed



DWT Belt sanders

Belt sanders are used for all coarse sanding work that require a high material removal rate on large surfaces. The speed control (depending on the model) allows adjustment of the belt speed depending on the material being treated. Sanding belts with different graining are used for different surface finishing.

Features

- **Sanding belt clamping system** with clamp lever is designed for easy and convenient replacement of sanding belt.
- **Integrated dust exhaust system** extracts the dust and diverts it directly to the dust bag. This reduces the airborne dust concentration and prevents dust collecting at the workplace.
- **Speed regulator** (BS09-75 V) allows the setting of optimum speed of the sanding belt depending on work requirements. The speed may be adjusted when the power tool is running.
- **Adjustment screw** on the front wheel allows precise positioning of the sanding belt.

Technical specifications

Belt sanders		BS07-75 V	BS09-75 V
			
Rated power	W	750	900
Amperage at voltage 230 V	Amps	3,20	3,90
Variable speed		●	●
No-load belt speed	MPM	100-290	200-380
Sanding belt length	mm	457	533
Sanding belt width	mm	76	76
Net weight	kg	2,90	3,00

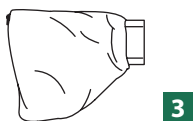



Ordering information

EAN-code*	7640159743750	7640159743767
Packing type	Colour box	Colour box

Delivery set**

Belt sander	pcs	1	1
Owner's manual	pcs	2	2
1 Mounting kit	pcs	1	1
2 Sanding belt	pcs	1	1
3 Dust bag	pcs	1	1



*230 V - 50/60 Hz, ** Content inside the box can be different



Hot air guns 1600 - 2000 watt



Cool stage

DWT Hot air guns

Hot air guns are designed for different applications requiring the heat-treating of surfaces. These power tools are used for drying, heating up and melting. Old paints and varnishes can be removed from surfaces effortlessly. Frozen pipes and locks can be put back into use. Wet surfaces are dried quickly; rusted and overtightened threads can be easily released.

Features

- **Cold air mode** (HLP20-600 K) makes it possible to cool the power tool quickly, which prolongs the service life of the hot air gun. Also surfaces and workparts can be cooled after heat treatment. Only the fan works in cold air mode; the heating element is turned off.
- **Different types of nozzles** are practical helpers that carry out different work comfortably and efficiently.
- **Case** is made from special, hard and thermoresistant plastic, and is well protected against deformation and overheating.
- **Heat cap** (HLP20-600 K) covers the part of the metal nozzle (which becomes very hot while working); the risk of burns is reduced.

Technical specifications

Hot air guns		HLP16-500	HLP20-600 K	HLP20-600 K BMC
				
Rated power (stage I / II / III)	W	900 / 1600 / -	150 / 150-1900 / 250-2000	150 / 150-1900 / 250-2000
Amperage at voltage 230 V	Amps	7	8,60	8,60
Temperature (stage I / II / III)	°C	350 / 500 / -	50 / 50-600 / 50-600	50 / 50-600 / 50-600
Air flow (stage I / II / III)	l/min	300 / 500 / -	350 / 350 / 500	350 / 350 / 500
Cool stage		-	●	●
Net weight	kg	0,50	0,80	0,80

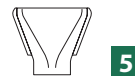
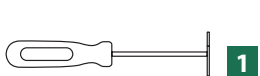


Ordering information

EAN-code*	7640159743774	7640159743781	7640159743798
Packing type	Colour box	Colour box	Case

Delivery set**

Hot air gun	pcs	1	1	1
Owner's manual	pcs	2	2	2
1 Paint scraper	pcs	1	1	1
2 Pointed nozzle	pcs	1	1	1
3 Deflector nozzle	pcs	1	1	1
4 Reflector nozzle	pcs	1	1	1
5 Flat jet nozzle	pcs	1	1	1



*230 V - 50/60 Hz, ** Content inside the box can be different



Spray guns 80 - 500 watt



Adjustable
nozzle



Variable
flow

DWT Spray guns

The new fine spray system.

DWT spray guns allows you to achieve excellent painting results saving time and paint.

The little paint mist produced guarantees a fine painting result and allows you to reduce the areas to be masked.

Even DIY users with little previous experience of spraying can achieve professional results.

Both models are equipped with variable paint flow, the model ESP05-200 T is also equipped with trolley and adjustable nozzle which allows to choose between three different spray jet size.

Applications

DWT spray guns can be used for many spraying tasks from indoor use to the painting of outdoor surfaces quickly and easily. They are suitable to apply paint, lacquers, varnishes, oil and numerous other spray materials easily and evenly.

Technical specifications

Spray guns	ESP01-250	ESP05-200 T
		
Rated power	W 80	500
Amperage at voltage 230 V	Amps 0,80	2,20
Flow rate	ml/min 50-250	0-200
Max. spraying pressure	bar 140	0,10-0,20
Max. viscosity	DIN-s 35	40
Nozzle Ø	mm 0,80	1
Adjustable nozzle	-	•
Variable flow	•	•
Reservoir capacity	ml 800	1000
Net weight	kg 1,65	2,90
		 

Ordering information

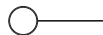
EAN-code*	7640159743811	7640159743828
Packing type	Colour box	Colour box

Delivery set**

Spray gun	pcs 1	1
Owner's manual	pcs 2	2
Carrying belt	pcs -	1
1 Measuring funnel	pcs 1	1
2 Cleaning rod	pcs 1	1
3 Flexible extension hose	pcs 1	-
4 Purge nozzle	pcs -	1



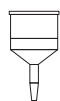
1



2



3



4

*230 V - 50/60 Hz, ** Content inside the box can be different

Features

- **Variable paint flow** allow to set the intensity of the paint application ensuring perfect painting.
- **Adjustable nozzle (ESP05-200 T)** allow to choose between 3 different spray jet shape in order to meet every paint necessities from small to large spray objects.
- **The compact design** allows you to put the tool down in a stand firm position without leave blots of paint.
- **The base unit (ESP05-200 T)** is equipped with holder to secure the spray gun during movements or breaks.



Air blower 550 watt



Technical specifications

Air blower		LS-550
Rated power	W	550
Amperage at voltage 230 V	Amps	2,50
No-load speed	RPM	14000
Air flow	m ³ /min	3,50
Net weight	kg	1,72

Ordering information

EAN-code*	7640159743835
Packing type	Colour box

Delivery set**

Air blower	pcs	1
Owner's manual	pcs	2
1 Nozzle	pcs	1
2 Dust bag	pcs	1



1



2

*230 V - 50/60 Hz, ** Content inside the box can be different

DWT Air blower

DWT air blower is designed for various works on cleaning by means of air blasting.

It is a lightweight and handy tool that combines high blowing power with user friendliness and is perfect to be used around the home.

DWT offers one power tool that does the work of two, LS-550 with the necessary parts can also be easily converted to a vacuum cleaner provided with a secure bag for convenient emptying.

Features

- **The blower** can be turned into a vacuum cleaner to collect debris.
- **Dust bag** serves for collect and compress large volumes of waste.
- **Locking button for on/off switch** serves for blocking of on/off switch in depressed position that makes it comfortable to work continuously.



DWT power tools accessories

Performance so good it raises yours.

Icon Index

Power tools accessories icons



Slotted head
Screwdriver bit specic for slotted screws.



Phillips head
Screwdriver bit specic for Phillips cross screws.



Pozidriv® head
Screwdriver bit specic for Pozidriv® cross screws.



Hex head
Screwdriver bit specic for hex screws.



Torx® head
Screwdriver bit specic for Torx® screws.



1/4" hex shank
Accessory provided with Hexagonal 1/4" shank which allows fast manual fastening.



Hex shank
Accessory provided with Hexagonal shank which allows fast manual fastening.



Round shank
Accessory provided with round shank suitable for gear-rim chucks and keyless chucks.



DWT-plus shank
Accessory provided with SDS-plus shank which allows fast manual fastening.



DWT-max shank
Accessory provided with SDS-max shank which allows fast manual fastening.



M14 shank
Accessory provided with M14 shank which can fit angle grinders with M14 spindle thread.



Pointed chisel
The entire impact energy is concentrated on one point for the highest material removal rate.



Flat chisel
Chisel for light duty demolition and precise correction work.



Spade chisel
Chisel for removing large areas of roughcast and for light duty demolition work.



Gouging chisel
Ideal for cutting narrow ducts.



Number of teeth
Saw blade teeth quantity affects the speed and quality of sawing.



Fine cut
Jig saw blade ideal for fine, clean and accurate straight cuts.



Coarse cut
Jig saw blade ideal for fast and coarse straight cuts.



Curved cut
Jig saw blade ideal for exact curved cuts.



T-shaped shank
Jig saw blade provided with the most popular T-shaped shank with one end stop.



1/2" shank
Sabre saw blade provided with the 1/2" universal shank.



Cutting disc
Cutting disc allows cutting of work pieces from stainless steel, metal and stone.



Grinding disc
Grinding disc allows grinding stainless steel and metal surfaces.



Straight disc
Abrasive disc with straight section.



Bent at right angles disc
Abrasive disc with bent at right angles section.



Straight flap disc
Flap disc with straight section.



Bomb-shaped flap disc
Flap disc with bomb-shaped section.



Water cooling
Accessory which must be used with water cooling.

Power tools accessories icons



Scraping blade

Scraper for removing carpet mats, PVC, cork, residues of glue, joint sealer, plaster or gypsum.



Paint scraper

Scraper for removing glue and joint sealer and for smoothing grouted joints.



Wood chisel

Chisel for carving short-fibred wood such as lime.



Wood chisel angled

Chisel for carving short-fibred wood such as lime, with angled shape.



V-shaped chisel

Chisel for carving short-fibred wood such as lime, suitable for use in grooved areas.



Pointing scraper

Scraper for removing mortars from tile joints.



Staple remover

Scraper for staple removing.



Round shape

Round grinding stone for processing holes and surfaces of irregular shapes.



Bullet shape

Bullet grinding stone for processing holes and surfaces of irregular shapes.



Cylindrical shape

Cylindrical grinding stone for processing flat surfaces chamfers and grinding cutting tools.



Tapered shape

Tapered grinding stone for processing shaped surfaces and holes.



Grain size

Different abrasive grains allow coarse, medium or fine sanding.



Velcro fastening

Velcro-type fastening system allows quick, easy and safe fixation of accessories.



Rounding over bit for profiling

Rounding over router bit suitable for profiling edges in frame construction.



Core box bit for profiling

Core box router bit used for edge profiling.



Edge forming bit PA for profiling

Edge forming router bit for various applications, mainly used in furniture joinery.



Edge forming bit PC for profiling

Edge forming router bit for various applications, mainly used in furniture joinery.



Edge forming bit PF for profiling

Edge forming router bit for various applications, mainly used in furniture joinery.



Chamfer bit for profiling

Chamfer router bit used for chamfering and carving fine lettering and decorative grooves.



V-groove bit for profiling

V-groove router bit for various applications such as chip carving imitation and engraving letters.



Straight bit for joining

Straight router bit designed for general routing, grooving and rebating.



Slotting cutter for joining

Slotting cutter allow for the exact positioning of grooves in narrow edges.



Tongue joining bit for joining

Suitable for routing classical tongue and groove profiles in combination with a slotting cutter.



Rebating bit for joining

Rebating router bit used in the manufacturing of furniture and frames.



Laminate trim bit for joining

Laminate trim router bit suitable for flush trimming and chamfering of laminated boards.



Dovetail bit for joining

Dovetail router bit used for the production of dovetail joints.



Quick charge

Quick charger allows full battery charging in 1 hour time.



Standard charge

Standard charger allows full battery charging in 3-5 hours time.

Screwdriver bits / Screwdriver bits with depth stop

Universal holders for screwdriver bits



Slotted head



Phillips head



Pozidriv head



Hex head



Torx head



SDS-Plus shank



1/4" hex shank

DWT screwdriver bits range

Suitable for different applications and the most often used screws.

Our assortment guarantees the right choice for every material and every screw. All screwdriver bits have a 1/4" hexagonal shank that fits the most often used screws of traditional sizes and screw heads.

Features

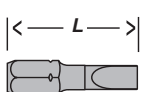
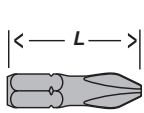
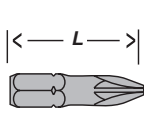
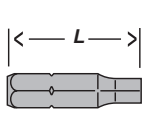
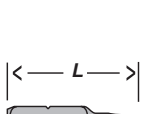

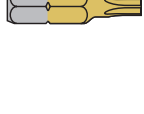
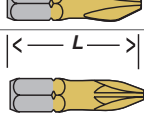
The range of XP [PRO] screwdriver bits with extra hard TiN coating is highly wear-resistant. Due to this, XP bits have a considerably longer service life than bits without any coating. DWT universal holders for different tool holding systems are made from qualitative materials and characterized by long service life.

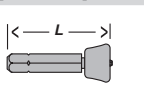
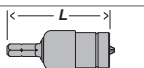
Pozidriv® is a registered trademark of European Industrial Services Limited. Torx® is a registered trademark of Camcar Div., Textron Inc.

Applications

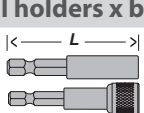
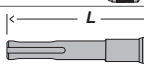

- **X-LS** bits are used for screwdriving of slotted screws.
- **X-PH & XP-PH [PRO]** bits for Phillips cross head screws are the world's most popular screwdriver bits.
- **X-PZ & XP-PZ [PRO]**, the further development of Phillips bits, are used for screwdriving of Pozidriv® cross head screws.
- **X-H** are used for screwdriving of screws with internal hex shanks.
- **X-T & XP-T [PRO]** bits for Torx® screws are for secure transmission of torque through circular toothed profiles without axial pressure on grip surface of screw head.
- **X-C** is a screwdriver bit with depth stop used for accurate flush screwdriving in soft materials. The depth stop interrupts torque transfer as soon as the screwhead is flush with the material, therefore preventing surface damage.
- **X-PPH, X-PPZ** are specially screwdriver bits with depth stop designed for accurate flush screwdriving in plasterboards.
- **AXS [SEMI-PRO]** are universal holders for screws with standard hexagonal shanks.
- **AXP [PRO]** are universal holders for screws with SDS-plus shanks.

Technical specifications

Screwdriver bits	Head size	L [mm]	Shank	Barcode	Order Code	Unit
	0,6x4,5	25	1/4"	7640134469231	X-LS0.6-25	2
	0,8x5,5	25	1/4"	7640134469248	X-LS0.8-25	2
	1,0x5,5	25	1/4"	7640134469255	X-LS1-25	2
	1,2x6,5	25	1/4"	7640134469262	X-LS1.2-25	2
	1,6x8,0	25	1/4"	7640134469279	X-LS1.6-25	2
	PH1	25	1/4"	7640134469286	X-PH1-25	2
	PH2	25	1/4"	7640134469293	X-PH2-25	2
	PH3	25	1/4"	7640134469309	X-PH3-25	2
	PH1	49	1/4"	7640134469347	X-PH1-49	2
	PH2	49	1/4"	7640134469354	X-PH2-49	2
	PH3	49	1/4"	7640134469361	X-PH3-49	2
	PZ1	49	1/4"	7640134469439	X-PZ1-49	2
	PZ2	49	1/4"	7640134469446	X-PZ2-49	2
	PZ3	49	1/4"	7640134469453	X-PZ3-49	2
	PZ1	25	1/4"	7640134469378	X-PZ1-25	2
	PZ2	25	1/4"	7640134469385	X-PZ2-25	2
	PZ3	25	1/4"	7640134469392	X-PZ3-25	2
	HEX2	25	1/4"	7640134469620	X-H2-25	2
	HEX3	25	1/4"	7640134469637	X-H3-25	2
	HEX4	25	1/4"	7640134469644	X-H4-25	2
	HEX5	25	1/4"	7640134469651	X-H5-25	2
	HEX6	25	1/4"	7640134469668	X-H6-25	2
	HEX8	25	1/4"	7640134469675	X-H8-25	2
	T8	25	1/4"	7640134469460	X-T8-25	2
	T10	25	1/4"	7640134469477	X-T10-25	2
	T15	25	1/4"	7640134469484	X-T15-25	2
	T20	25	1/4"	7640134469491	X-T20-25	2
	T25	25	1/4"	7640134469507	X-T25-25	2
	T27	25	1/4"	7640134469514	X-T27-25	2
	T30	25	1/4"	7640134469521	X-T30-25	2
	T40	25	1/4"	7640134469538	X-T40-25	2
	T8	25	1/4"	7640134469545	XP-T8-25	2
	T10	25	1/4"	7640134469552	XP-T10-25	2
	T15	25	1/4"	7640134469569	XP-T15-25	2
	T20	25	1/4"	7640134469576	XP-T20-25	2
	T25	25	1/4"	7640134469583	XP-T25-25	2
	T27	25	1/4"	7640134469590	XP-T27-25	2
	T30	25	1/4"	7640134469606	XP-T30-25	2
	T40	25	1/4"	7640134469613	XP-T40-25	2
	PH1	25	1/4"	7640134469316	XP-PH1-25	2
	PH2	25	1/4"	7640134469323	XP-PH2-25	2
	PH3	25	1/4"	7640134469330	XP-PH3-25	2
	PZ1	25	1/4"	7640134469408	XP-PZ1-25	2
	PZ2	25	1/4"	7640134469415	XP-PZ2-25	2
	PZ3	25	1/4"	7640134469422	XP-PZ3-25	2

Bits + depth stop	Head size	L [mm]	Shank	Barcode	Order Code	Unit
	PH2	40	1/4"	7640134430705	X-PPH2	1
	PZ2	40	1/4"	7640134430712	X-PPZ2	1
	PH2	60	1/4"	7640134430699	X-CPH2	1

Notice*: The technical specifications of each item must correspond to the technical characteristics of the used power tool [RPM, rated power, chuck dimension].

Universal holders x bits	L [mm]	Magnet	Type	Shank	Barcode	Order Code	Unit
	54	+	without spring ring	1/4"	7640134430644	AXS-54	1
	75	+	with spring ring	1/4"	7640134430651	AXS-75	1
	59	+	with quick-change chuck	1/4"	7640134430668	AXS-59	1
	78	+	spring ring, quick-change chuck		7640134430675	AXP-78	1

Notice*: The technical specifications of each item must correspond to the technical characteristics of the used power tool [chuck dimension, SDS-Plus chuck].

Universal drill bits / Drill bits for ceramics & glass



Round shank

Technical specifications

Universal drill bits	d [mm]	l [mm]	L [mm]	D [mm]	Barcode	Order Code	Unit
	2,8	40	70	3	7640134463116	BS-U3	1
	3,8	40	75	4	7640134463123	BS-U4	1
	4,5	50	85	5	7640134463130	BS-U5	1
	4,5	50	85	5,5	7640134463147	BS-U5.5	1
	5,5	60	100	6	7640134463154	BS-U6	1
	5,5	60	100	6,5	7640134463161	BS-U6.5	1
	6,5	60	100	7	7640134463178	BS-U7	1
	7,2	80	120	8	7640134463185	BS-U8	1
	9	80	120	10	7640134463192	BS-U10	1
	10	90	150	12	7640134463208	BS-U12	1

Notice*: The technical specifications of each item must correspond to the technical characteristics of the used power tool [RPM, rated power, chuck dimension].

Ceramics/glass drill bits	d [mm]	L [mm]	D [mm]	Barcode	Order Code	Unit
	2,5	60	3	7640134463215	BP-G3	1
	3	60	4	7640134463222	BP-G4	1
	4	60	5	7640134463239	BP-G5	1
	5	75	6	7640134463246	BP-G6	1
	5,5	75	8	7640134463253	BP-G8	1
	7	80	10	7640134463260	BP-G10	1

Notice*: The technical specifications of each item must correspond to the technical characteristics of the used power tool [RPM, rated power, chuck dimension].

DWT universal drill bits and drill bits for ceramics and glass

Suitable for different applications, for drilling in almost any material.

Development of the consumer market requires production of new qualitative accessories that maximally fulfill client needs.

Our innovations include two series of universal drill bits, suitable for drilling almost any material, and special drill bits for glass and ceramic tiles.

Applications

- **BS-U [SEMI-PRO]** drill bits are designed for drilling with or without impact in a wide variety of materials and provide optimum results. Thanks to diamond ground cutting edges, our drill bits can also cope with ceramic tiles. Now it is not necessary to change drill bits if you are going to change work material. [masonry, wood, metal, plastic, concrete, multi-layer materials, such as ceramic tiles on concrete].
- **BP-G [PRO]** drill bits with diamond ground tungsten carbide cone tip provide accurate pilot drilling. The drill bits have a cylindrical shank suitable for all types of drills. They are designed for drilling in glass, porcelain and ceramic tiles, but not suitable for toughened glass. Please use only with a coolant and follow recommendations on rotation speed*.

Drill bits for metal:

HSS-R metal drill bits / **HSS-G** metal drill bits / **HSS-TiN** metal drill bits



Round shank

DWT metal drill bits range

Full range for any application

Marketing research carried out by DWT company made it possible to determine and classify demands of the majority of our customers.

This work resulted in the creation of a new assortment of metal drill bits, providing the best choice for every client.

New packaging system

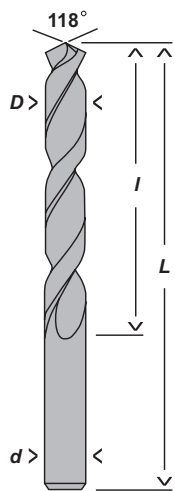
New blister packing not only puts accent on quality of DWT drill bits, but also contains detailed information about their application, which will make it easier for the customer to find what they need.

Applications

- **BH-M** drill bits of type **HSS-R** are strong twist drill bits suitable for particular ferrous and non-ferrous metals and also hard plastics.
- **BS-M [SEMI-PRO]** drill bits of type **HSS-G**, precision-ground self-centering drill tip doesn't require pilot drilling for up to 8 mm diameters. Fine limits at production guarantee accuracy to size and long service life. They are designed for drilling in alloyed and unalloyed steel, ceramic metal, non-ferrous metals, gray and malleable cast iron, and also hard plastics.
- **BP-M [PRO]** drill bits with **TiN** coating are the most long lasting among steel drill bits. It is recommended to employ these drill bits in stationary conditions, where it is possible to use coolants. They have the same characteristics as **BS-M** drill bits, except a longer service life. Thanks to TiN coating, they attain minimum possible friction and material adhesion. These drill bits are especially good for drilling in hard plastics.

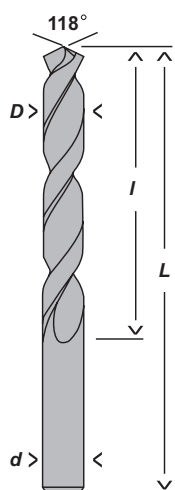
Technical specifications

HSS-R Metal drill bits	d [mm]	l [mm]	L [mm]	D [mm]	Barcode	Order Code	Unit
	1	12	34	1	7640134460016	BH-M1	2
	1,5	18	40	1,5	7640134460023	BH-M1.5	2
	2	24	49	2	7640134460030	BH-M2	2
	2,5	30	57	2,5	7640134460047	BH-M2.5	2
	3	33	61	3	7640134460054	BH-M3	2
	3,2	36	65	3,2	7640134460061	BH-M3.2	2
	3,5	39	70	3,5	7640134460078	BH-M3.5	2
	4	43	75	4	7640134460085	BH-M4	2
	4,2	43	75	4,2	7640134460092	BH-M4.2	1
	4,5	47	80	4,5	7640134460108	BH-M4.5	1
	4,8	52	86	4,8	7640134460115	BH-M4.8	1
	5	52	86	5	7640134460122	BH-M5	1
	5,5	57	93	5,5	7640134460139	BH-M5.5	1
	6	57	93	6	7640134460146	BH-M6	1
	6,5	63	101	6,5	7640134460153	BH-M6.5	1
	7	69	109	7	7640134460160	BH-M7	1
	7,5	69	109	7,5	7640134460177	BH-M7.5	1
	8	75	117	8	7640134460184	BH-M8	1
	8,5	75	117	8,5	7640134460191	BH-M8.5	1
	9	81	125	9	7640134460207	BH-M9	1
	10	87	133	10	7640134460214	BH-M10	1
	10	94	142	11	7640134460221	BH-M11	1
	10	101	151	12	7640134460238	BH-M12	1
	10	101	151	13	7640134460245	BH-M13	1
	12	108	160	14	7640134460252	BH-M14	1
	12	114	169	15	7640134460269	BH-M15	1
	12	120	178	16	7640134460276	BH-M16	1
	12	130	191	18	7640134460283	BH-M18	1
	12	140	205	20	7640134460290	BH-M20	1



Notice*: The technical specifications of each item must correspond to the technical characteristics of the used power tool [RPM, rated power, chuck dimension].

HSS-G Metal drill bits	d [mm]	l [mm]	L [mm]	D [mm]	Barcode	Order Code	Unit
	1	12	34	1	7640134460306	BS-M1	2
	1,5	18	40	1,5	7640134460313	BS-M1.5	2
	2	24	49	2	7640134460320	BS-M2	2
	2,5	30	57	2,5	7640134460337	BS-M2.5	2
	3	33	61	3	7640134460344	BS-M3	2
	3,2	36	65	3,2	7640134460351	BS-M3.2	2
	3,5	39	70	3,5	7640134460368	BS-M3.5	2
	4	43	75	4	7640134460375	BS-M4	2
	4,2	43	75	4,2	7640134460382	BS-M4.2	1
	4,5	47	80	4,5	7640134460399	BS-M4.5	1
	4,8	52	86	4,8	7640134460405	BS-M4.8	1
	5	52	86	5	7640134460412	BS-M5	1
	5,5	57	93	5,5	7640134460429	BS-M5.5	1
	6	57	93	6	7640134460436	BS-M6	1
	6,5	63	101	6,5	7640134460443	BS-M6.5	1
	6,8	69	109	6,8	7640134460450	BS-M6.8	1
	7	69	109	7	7640134460467	BS-M7	1
	7,5	69	109	7,5	7640134460474	BS-M7.5	1
	8	75	117	8	7640134460481	BS-M8	1
	8,5	75	117	8,5	7640134460498	BS-M8.5	1
	9	81	125	9	7640134460504	BS-M9	1
	9,5	81	125	9,5	7640134460511	BS-M9.5	1
	10	87	133	10	7640134460528	BS-M10	1
	10	94	142	11	7640134460535	BS-M11	1
	10	101	151	12	7640134460542	BS-M12	1
	10	101	151	13	7640134460559	BS-M13	1



Notice*: The technical specifications of each item must correspond to the technical characteristics of the used power tool [RPM, rated power, chuck dimension].

Technical specifications

HSS-TiN Metal drill bits	d [mm]	l [mm]	L [mm]	D [mm]	Barcode	Order Code	Unit
	1	12	34	1	7640134460801	BP-M1	1
	1,5	18	40	1,5	7640134460818	BP-M1.5	1
	2	24	49	2	7640134460825	BP-M2	1
	2,5	30	57	2,5	7640134460832	BP-M2.5	1
	3	33	61	3	7640134460849	BP-M3	1
	3,2	36	65	3,2	7640134460856	BP-M3.2	1
	3,5	39	70	3,5	7640134460863	BP-M3.5	1
	4	43	75	4	7640134460870	BP-M4	1
	4,2	43	75	4,2	7640134460887	BP-M4.2	1
	4,5	47	80	4,5	7640134460894	BP-M4.5	1
	5	52	86	5	7640134460900	BP-M5	1
	5,5	57	93	5,5	7640134460917	BP-M5.5	1
	6	57	93	6	7640134460924	BP-M6	1
6,5	63	101	6,5	7640134460931	BP-M6.5	1	
6,8	69	109	6,8	7640134460948	BP-M6.8	1	
7	69	109	7	7640134460955	BP-M7	1	
7,5	69	109	7,5	7640134460962	BP-M7.5	1	
8	75	117	8	7640134460979	BP-M8	1	
8,5	75	117	8,5	7640134460986	BP-M8.5	1	
9	81	125	9	7640134460993	BP-M9	1	
9,5	81	125	9,5	7640134461006	BP-M9.5	1	
10	87	133	10	7640134461013	BP-M10	1	
10	94	142	11	7640134461020	BP-M11	1	
10	101	151	12	7640134461037	BP-M12	1	
10	101	151	13	7640134461044	BP-M13	1	

Notice*: The technical specifications of each item must correspond to the technical characteristics of the used power tool [RPM, rated power, chuck dimension].



Drill bits for wood :

Brad point drill bits / **Flat** drill bits / **Brad point** drill bits **with countersink** / **Auger** drill bits / **Forstner** drill bits / **TC-hinge** boring drill bits / **TC-cantilever** hinge cutter bits



Round shank



1/4" hex shank

DWT wood drill bits range

Constantly evolving line.

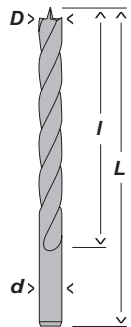
DWT wood drill bits have a wide sphere of application, constantly expanding as far as wood and laminated materials working methods are improved.

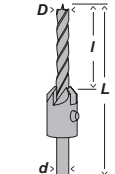
The new DWT line of wood drill bits will satisfy the needs of every customer, from beginner to demanding professional.

Applications

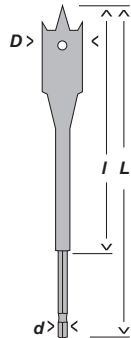
- **BH-W** are twist drill bits with centering tip for precise chips-free drilling in hard and soft wood.
- **BS-Wx [SEMI-PRO]** differ from **BH-W** by 90° countersink to combine drilling and countersinking all at once. The countersink can also be used as the depth stop. Suitable for drilling in soft wood and laminated materials.
- **BH-WF** are flat drill bits for universal application. They are good when used in hand drills. Suitable for drilling in half-hard and soft wood, plasterboard. **ABH-WF300** is a 300 mm extension for **BH-WF** drill bits.

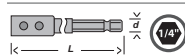
Technical specifications

Brad point drill bits	d [mm]	l [mm]	L [mm]	D [mm]	Barcode	Order Code	Unit
	3	32	60	3	7640134461174	BH-W3	1
	4	45	75	4	7640134461181	BH-W4	1
	5	50	85	5	7640134461198	BH-W5	1
	6	55	92	6	7640134461204	BH-W6	1
	7	65	100	7	7640134461211	BH-W7	1
	8	75	115	8	7640134461228	BH-W8	1
	9	80	116	9	7640134461235	BH-W9	1
	10	85	130	10	7640134461242	BH-W10	1
	10	95	150	11	7640134461259	BH-W11	1
	10	95	150	12	7640134461266	BH-W12	1
	10	95	150	13	7640134461273	BH-W13	1
	10	95	150	14	7640134461280	BH-W14	1
	10	100	160	15	7640134461297	BH-W15	1
	10	100	160	16	7640134461303	BH-W16	1

Brad point + countersink	d [mm]	l [mm]	L [mm]	D [mm]	Barcode	Order Code	Unit
	3	30	60	3	7640134461310	BS-W3	1
	4	40	70	4	7640134461327	BS-W4	1
	5	45	85	5	7640134461334	BS-W5	1
	6	50	90	6	7640134461341	BS-W6	1
	7	60	105	7	7640134461358	BS-W7	1
	8	65	110	8	7640134461365	BS-W8	1

Notice*: The technical specifications of each item must correspond to the technical characteristics of the used power tool [RPM, rated power, chuck dimension].

Flat drill bits	d [mm]	l [mm]	L [mm]	D [mm]	Barcode	Order Code	Unit
	6,35	110	152	10	7640134461648	BH-WF10	1
	6,35	110	152	12	7640134461655	BH-WF12	1
	6,35	110	152	13	7640134461662	BH-WF13	1
	6,35	110	152	14	7640134461679	BH-WF14	1
	6,35	110	152	16	7640134461686	BH-WF16	1
	6,35	110	152	17	7640134461693	BH-WF17	1
	6,35	110	152	18	7640134461709	BH-WF18	1
	6,35	110	152	19	7640134461716	BH-WF19	1
	6,35	110	152	20	7640134461723	BH-WF20	1
	6,35	110	152	22	7640134461730	BH-WF22	1
	6,35	110	152	24	7640134461747	BH-WF24	1
	6,35	110	152	25	7640134461754	BH-WF25	1
	6,35	110	152	26	7640134461761	BH-WF26	1
	6,35	110	152	28	7640134461778	BH-WF28	1
	6,35	110	152	30	7640134461785	BH-WF30	1
	6,35	110	152	32	7640134461792	BH-WF32	1
	6,35	110	152	38	7640134461808	BH-WF38	1



Notice*: The technical specifications of each item must correspond to the technical characteristics of the used power tool [RPM, rated power, chuck dimension].

- **BS-Wx-xxx [SEMI-PRO]** are auger bits with a centering tip. Enlarged space for chip extraction allows drilling in wet wood without jamming. These drill bits are suitable for making accurate holes in hard and soft wood.
- **BP-W [PRO]** are special precision drill bits with two blades and two side cutting edges with a short center tip for quality cutting of holes without tears in hard, soft and veneered wood. **BI-W [PRO-PLUS]** are heavy-duty hinge drill bits with two side and two main diamond-ground cutting edges and short center tip. Suitable

for use in drilling machines and also in all types of drills. They are perfect for making windows, doors and furniture. Suitable for drilling holes in soft, hard and laminated wood, plastic wood, wood chipboard and fiber-board.

- **BI-WC [PRO-PLUS]** are specially designed for pre-drilling for furniture fittings. Our assortment contains all sizes for popular types of door and furniture fittings. Suitable for drilling holes in hard and soft wood, wood chipboard with or without plastic layer.

Technical specifications

Auger drill bits	d [mm]	l [mm]	L [mm]	D [mm]	Barcode	Order Code	Unit
	6	160	235	6	7640134461372	BS-W6-235	1
	6,5	160	235	8	7640134461389	BS-W8-235	1
	8,5	160	235	10	7640134461396	BS-W10-235	1
	8,5	350	450	10	7640134461402	BS-W10-450	1
	8,5	160	235	11	7640134461419	BS-W11-235	1
	10	160	235	12	7640134461426	BS-W12-235	1
	10	350	450	12	7640134461433	BS-W12-450	1
	11	160	235	13	7640134461440	BS-W13-235	1
	11	160	235	14	7640134461457	BS-W14-235	1
	11	350	450	14	7640134461464	BS-W14-450	1
	11	160	235	15	7640134461471	BS-W15-235	1
	11	160	235	16	7640134461488	BS-W16-235	1
	11	350	450	16	7640134461495	BS-W16-450	1
	11	160	235	18	7640134461501	BS-W18-235	1
	11	350	450	18	7640134461518	BS-W18-450	1
	11	160	235	20	7640134461525	BS-W20-235	1
	11	350	450	20	7640134461532	BS-W20-450	1
	11	160	235	22	7640134461549	BS-W22-235	1
	11	350	450	22	7640134461556	BS-W22-450	1
	11	160	235	24	7640134461563	BS-W24-235	1
	11	350	450	24	7640134461570	BS-W24-450	1
	11	160	235	25	7640134461587	BS-W25-235	1
	11	160	235	26	7640134461594	BS-W26-235	1
	11	350	450	26	7640134461600	BS-W26-450	1
	11	350	450	28	7640134461617	BS-W28-450	1
	11	350	450	30	7640134461624	BS-W30-450	1
	11	160	235	32	7640134461631	BS-W32-235	1

Notice*: The technical specifications of each item must correspond to the technical characteristics of the used power tool [RPM, rated power, chuck dimension].

Forstner drill bits	d [mm]	l [mm]	L [mm]	D [mm]	Barcode	Order Code	Unit
	7	60	90	10	7640134461891	BP-W10	1
	8	60	90	15	7640134461907	BP-W15	1
	8	60	90	20	7640134461914	BP-W20	1
	8	60	90	25	7640134461921	BP-W25	1
	8	60	90	26	7640134461938	BP-W26	1
	8	60	90	30	7640134461945	BP-W30	1
	8	60	90	35	7640134461952	BP-W35	1
	10	60	90	40	7640134461969	BP-W40	1
	10	60	90	45	7640134461976	BP-W45	1
	10	60	90	50	7640134461983	BP-W50	1

Notice*: The technical specifications of each item must correspond to the technical characteristics of the used power tool [RPM, rated power, chuck dimension].

TC-hinge boring drill bits	d [mm]	l [mm]	L [mm]	D [mm]	Barcode	Order Code	Unit
	8	60	90	15	7640134461839	BI-W15	1
	8	60	90	20	7640134461846	BI-W20	1
	8	60	90	25	7640134461853	BI-W25	1
	8	60	90	26	7640134461860	BI-W26	1
	8	60	90	30	7640134461877	BI-W30	1
	10	60	90	35	7640134461884	BI-W35	1

Notice*: The technical specifications of each item must correspond to the technical characteristics of the used power tool [RPM, rated power, chuck dimension].

TC-cantilever hinge bits	d [mm]	l [mm]	L [mm]	D [mm]	Barcode	Order Code	Unit
	9	35	56	26	7640134461990	BI-WC26	1
	9	35	56	30	7640134462003	BI-WC30	1
	9	35	56	35	7640134462010	BI-WC35	1

Notice*: The technical specifications of each item must correspond to the technical characteristics of the used power tool [RPM, rated power, chuck dimension].

Drill bits for **concrete & masonry**:

Concrete drill bits / **DWT-Plus** drill bits / **DWT-Max** drill bits / **Masonry** drill bits



Round shank



SDS-Plus shank



SDS-Max shank

DWT drill bits range for concrete and masonry

Full range for any application

One cannot imagine construction works and repairs without drilling in masonry and concrete.

That is the reason why DWT put emphasis on this direction of market demand.

Application of our extensive experience has lead to the development of a new high-performance line of concrete drill bits.

Applications

- **BS-C [SEMI-PRO]** drill bits are designed for impact drills up to 1000 watt and light rotary hammers with chuck tool holder. A high-temperature-brazed tungsten carbide cover protects the tip from damage. These drill bits are used for drilling holes in concrete, natural and artificial stone and masonry.
- **BI-C [PRO-PLUS]** drill bits for **SDS-Max** rotary hammers provide high performance and long service life when used in the most powerful rotary hammers.
- **BP-C [PRO]** drill bits are designed for **SDS-Plus** rotary hammers.
- **BS-K [SEMI-PRO]** drill bits are designed for impact drills up to 1000 watt. High-temperature-brazed tungsten carbide cover protects the tip from damage. These drill bits are ideal for drilling in masonry. They may have limited use for drilling concrete.

Technical specifications

Concrete drill bits	d [mm]	l [mm]	L [mm]	D [mm]	Barcode	Order Code	Unit
	2,8	40	60	3	7640134462195	BS-C3	1
	3,8	40	70	4	7640134462201	BS-C4	1
	4,3	40	70	4,5	7640134462218	BS-C4.5	1
	4,5	50	85	5	7640134462225	BS-C5	1
	4,5	50	85	5,5	7640134462232	BS-C5.5	1
	5,5	60	100	6	7640134462249	BS-C6	1
	5,5	60	100	6,5	7640134462256	BS-C6.5	1
	6,5	60	100	7	7640134462263	BS-C7	1
	7,2	80	110	8	7640134462270	BS-C8	1
	8	80	110	9	7640134462287	BS-C9	1
	9	80	120	10	7640134462294	BS-C10	1
	10	90	150	12	7640134462300	BS-C12	1
	10	90	150	13	7640134462317	BS-C13	1
	10	90	150	14	7640134462324	BS-C14	1
	12,3	100	160	15	7640134462331	BS-C15	1
	12,3	100	160	16	7640134462348	BS-C16	1

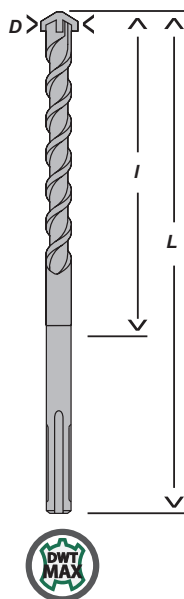
Notice*: The technical specifications of each item must correspond to the technical characteristics of the used power tool [RPM, rated power, chuck dimension].

DWT-Plus drill bits	l [mm]	L [mm]	D [mm]	Barcode	Order Code	Unit
	50	110	4	7640134462744	BP-C4-110	1
	100	160	4	7640134462751	BP-C4-160	1
	50	110	5	7640134462768	BP-C5-110	1
	100	160	5	7640134462775	BP-C5-160	1
	50	110	5,5	7640134462782	BP-C5.5-110	1
	100	160	5,5	7640134462799	BP-C5.5-160	1
	50	110	6	7640134462805	BP-C6-110	1
	100	160	6	7640134462812	BP-C6-160	1
	150	210	6	7640134462829	BP-C6-210	1
	100	160	6,5	7640134462836	BP-C6.5-160	1
	50	110	7	7640134462843	BP-C7-110	1
	100	160	7	7640134462850	BP-C7-160	1
	50	110	8	7640134462867	BP-C8-110	1
	100	160	8	7640134462874	BP-C8-160	1
	150	210	8	7640134462881	BP-C8-210	1
	400	460	8	7640134462898	BP-C8-460	1
	100	160	9	7640134462904	BP-C9-160	1
	50	110	10	7640134462911	BP-C10-110	1
	100	160	10	7640134462928	BP-C10-160	1
	150	210	10	7640134462935	BP-C10-210	1
	250	310	10	7640134462942	BP-C10-310	1
	400	460	10	7640134462959	BP-C10-460	1
	100	160	12	7640134462966	BP-C12-160	1
	150	210	12	7640134462973	BP-C12-210	1
	200	260	12	7640134462980	BP-C12-260	1
	400	460	12	7640134462997	BP-C12-460	1
	100	160	13	7640134463000	BP-C13-160	1
	100	160	14	7640134463017	BP-C14-160	1
	150	210	14	7640134463024	BP-C14-210	1
	250	310	14	7640134463031	BP-C14-310	1
	400	460	14	7640134463048	BP-C14-460	1
	100	160	15	7640134463055	BP-C15-160	1
150	210	16	7640134463062	BP-C16-210	1	
250	310	16	7640134463079	BP-C16-310	1	
400	460	16	7640134463086	BP-C16-460	1	
550	600	16	7640134463093	BP-C16-600	1	
400	450	20	7640134463109	BP-C20-450	1	

Notice*: The technical specifications of each item must correspond to the technical characteristics of the used power tool [rated power, chuck type].

Technical specifications

DWT-Max drill bits	l [mm]	L [mm]	D [mm]	Barcode	Order Code	Unit
	200	340	16	7640134469811	BI-C16-340	1
	400	540	16	7640134469828	BI-C16-540	1
	800	920	16	7640134469835	BI-C16-920	1
	200	340	18	7640134469842	BI-C18-340	1
	400	540	18	7640134469859	BI-C18-540	1
	550	670	18	7640134469866	BI-C18-670	1
	800	920	18	7640134469873	BI-C18-920	1
	200	340	20	7640134469880	BI-C20-340	1
	400	540	20	7640134469897	BI-C20-540	1
	800	920	20	7640134469903	BI-C20-920	1
	200	340	22	7640134469910	BI-C22-340	1
	400	540	22	7640134469927	BI-C22-540	1
	800	920	22	7640134469934	BI-C22-920	1
	200	340	24	7640134469941	BI-C24-340	1
	400	540	24	7640134469958	BI-C24-540	1
	200	340	25	7640134469965	BI-C25-340	1
	400	540	25	7640134469972	BI-C25-540	1
	800	920	25	7640134469989	BI-C25-920	1
	140	260	26	7640134469996	BI-C26-260	1
	200	340	26	7640134431931	BI-C26-340	1
	400	540	26	7640134430002	BI-C26-540	1
	200	340	28	7640134430019	BI-C28-340	1
	400	540	28	7640134430026	BI-C28-540	1
	550	670	28	7640134430033	BI-C28-670	1
	800	920	28	7640134430040	BI-C28-920	1
	200	340	30	7640134430057	BI-C30-340	1
	400	540	30	7640134430064	BI-C30-540	1
	200	340	32	7640134430071	BI-C32-340	1
	400	540	32	7640134430088	BI-C32-540	1
	800	920	32	7640134430095	BI-C32-920	1
	200	340	35	7640134430101	BI-C35-340	1
	400	540	35	7640134430118	BI-C35-540	1
	550	670	35	7640134430125	BI-C35-670	1
	800	920	35	7640134430132	BI-C35-920	1
	400	540	37	7640134430149	BI-C37-540	1
	200	340	38	7640134430163	BI-C38-340	1
	400	540	38	7640134430170	BI-C38-540	1
	800	920	38	7640134430156	BI-C38-920	1
	200	340	40	7640134430187	BI-C40-340	1
	400	540	40	7640134430194	BI-C40-540	1

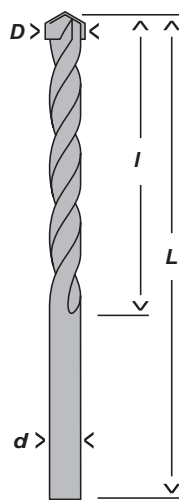


Notice*: The technical specifications of each item must correspond to the technical characteristics of the used power tool [rated power, chuck type].



Technical specifications

Masonry drill bits	d [mm]	l [mm]	L [mm]	D [mm]	Barcode	Order Code	Unit
	2,5	30	60	3	7640134462355	BS-K3-60	1
	3,2	40	75	4	7640134462362	BS-K4-75	1
	3,2	40	70	4,5	7640134462379	BS-K4.5-70	1
	4	50	85	5	7640134462386	BS-K5-85	1
	4	90	150	5	7640134462393	BS-K5-150	1
	4	50	85	5,5	7640134462409	BS-K5.5-85	1
	4,5	90	150	5,5	7640134462416	BS-K5.5-150	1
	4,8	60	100	6	7640134462423	BS-K6-100	1
	4,8	150	200	6	7640134462430	BS-K6-200	1
	4,8	60	100	6,5	7640134462447	BS-K6.5-100	1
	5,5	90	150	6,5	7640134462454	BS-K6.5-150	1
	5,5	350	400	6,5	7640134462461	BS-K6.5-400	1
	5,2	60	100	7	7640134462478	BS-K7-100	1
	5,5	90	150	7	7640134462485	BS-K7-150	1
	5,5	350	400	7	7640134462492	BS-K7-400	1
	6	80	120	8	7640134462508	BS-K8-120	1
	6	150	200	8	7640134462515	BS-K8-200	1
	6	350	400	8	7640134462522	BS-K8-400	1
	7	80	120	9	7640134462539	BS-K9-120	1
	7	90	150	9	7640134462546	BS-K9-150	1
	7	350	400	9	7640134462553	BS-K9-400	1
	8	80	120	10	7640134462560	BS-K10-120	1
	8	150	200	10	7640134462577	BS-K10-200	1
	8	350	400	10	7640134462584	BS-K10-400	1
	9	90	150	12	7640134462591	BS-K12-150	1
	9	150	200	12	7640134462607	BS-K12-200	1
	9	350	400	12	7640134462614	BS-K12-400	1
	9	550	600	12	7640134462621	BS-K12-600	1
	10	90	150	13	7640134462638	BS-K13-150	1
	10	350	400	13	7640134462645	BS-K13-400	1
	10	90	150	14	7640134462652	BS-K14-150	1
	10	150	200	14	7640134462669	BS-K14-200	1
	10	350	400	14	7640134462676	BS-K14-400	1
	12,7	90	150	15	7640134462683	BS-K15-150	1
	12,7	90	150	16	7640134462690	BS-K16-150	1
	12,7	350	400	16	7640134462706	BS-K16-400	1
	12,7	550	600	16	7640134462713	BS-K16-600	1
	12,7	350	400	20	7640134462720	BS-K20-400	1
	12,7	550	600	20	7640134462737	BS-K20-600	1




Notice*: The technical specifications of each item must correspond to the technical characteristics of the used power tool [RPM, rated power, chuck dimension].



Impact chisels:

Chisels with **DWT-Plus** shank / Chisels with **DWT-Max** shank



SDS-Plus shank SDS-Max shank

Technical specifications

DWT-Plus chisels	L [mm]	B [mm]							Barcode	Order Code	Unit
 	250	20							7640134430330	MP-F20	1
	250	22							7640134430354	MP-G22	1
	250								7640134430385	MP-PS	1

Notice*: The technical specifications of each item must correspond to the technical characteristics of the used power tool [rated power, chuck type].

DWT-Max chisels	L [mm]	B [mm]							Barcode	Order Code	Unit
 	280								7640134430200	MI-P280	1
	600								7640134430217	MI-P600	1
	280	25							7640134430224	MI-F25-280	1
	600	25							7640134430231	MI-F25-600	1
	300	75							7640134430248	MI-S75-300	1
	300	26							7640134430279	MI-G26	1
	300	32							7640134430286	MI-G32	1

Notice*: The technical specifications of each item must correspond to the technical characteristics of the used power tool [rated power, chuck type].

DWT impact chisels range

Perfect helpers for breaking holes in walls, removing of roughcast and tile, and mortising.

Special hard steel and optimal shape of chisels provide high performance and long service life.

DWT SDS-plus and SDS-max chisels have different shapes for different applications. All chisels can be resharpened and forged.

Applications

- **MP-F [PRO]** chisels with SDS-Plus shank & **MI-F [PRO-PLUS]** chisels with SDS-Max shank are used for mortising and demolition in concrete and masonry, reconstruction of joints, and clearing enforcements.
- **MP-G [PRO]** chisels with SDS-Plus shank & **MI-G [PRO-PLUS]** chisels with SDS-Max shank are used for cutting narrow channels in concrete, masonry and stone.
- **MP-P [PRO]** chisels with SDS-Plus shank & **MI-P [PRO-PLUS]** chisels with SDS-Max shank are used for a wide range of mortising and demolishing works in masonry, concrete, stone, and for wiring installation.
- **MI-S [PRO-PLUS]** chisels with SDS-Max shank are used for removing big amounts of different materials.

Holesaws:

Universal holesaws for metal and wood / Holesaws for **masonry**, ceramics, stone
Back flange & pilot drill bits



Round shank



SDS-Plus shank



1/4" hex shank

DWT holesaws range

Maximum productivity when drilling holes of large diameters distinguishes the new line of holesaws from DWT.

The line includes universal holesaws for drilling holes in metal and wood and holesaws with back flange and pilot drill bit for drilling in masonry, ceramics and stone.

New production technologies guarantee reliability and safety.

High accuracy of manufacturing ensures precise drilling in a wide range of materials.

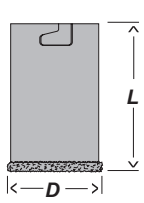
Applications

- **HP-U [PRO]** is a universal tool for making holes due to its ability to cut holes in different materials with minimal effort and tool wear. Special alloy and shape of cutting edge guarantees long service life. Special angle of teeth enables quick and easy cutting. Suitable for cutting holes in steel, gray cast iron, aluminium, bronze, copper, plastics, organic glass and wood.
- **HP-K [PRO]** holesaw with tungsten carbide cutting end provides easy drilling with high productivity. Can be used for drilling pipe holes, air holes, and for preparing holes for switches and sockets. These holesaws are designed for making holes in stone, masonry, and ceramic tiles. They are used together with pilot drill bit and back flange [**set HP-KS**].

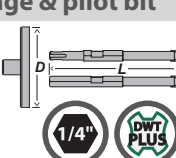
Technical specifications

Universal holesaws	d [mm]	L [mm]	D [mm]	Barcode	Order Code	Unit
	8,75	93	19	7640134466711	HP-U19	1
	8,75	93	20	7640134466728	HP-U20	1
	8,75	93	22	7640134466735	HP-U22	1
	8,75	93	25	7640134466742	HP-U25	1
	8,75	93	29	7640134466759	HP-U29	1
	8,75	93	32	7640134466766	HP-U32	1
	8,75	93	35	7640134466773	HP-U35	1
	8,75	87	38	7640134466780	HP-U38	1
	8,75	87	44	7640134466797	HP-U44	1
	8,75	87	51	7640134466803	HP-U51	1
	8,75	87	57	7640134466810	HP-U57	1
	8,75	87	60	7640134466827	HP-U60	1
	8,75	87	64	7640134466834	HP-U64	1
	8,75	87	65	7640134466841	HP-U65	1
	8,75	87	67	7640134466858	HP-U67	1
	8,75	87	68	7640134466865	HP-U68	1
	8,75	87	73	7640134466872	HP-U73	1
	8,75	87	76	7640134466889	HP-U76	1
	8,75	87	83	7640134466896	HP-U83	1
8,75	87	95	7640134466902	HP-U95	1	

Notice*: The technical specifications of each item must correspond to the technical characteristics of the used power tool [RPM, rated power, chuck dimension].

Holesaws for masonry	L [mm]	D [mm]	Barcode	Order Code	Unit
	66	33	7640134466919	HP-K33	1
	66	43	7640134466926	HP-K43	1
	66	53	7640134466933	HP-K53	1
	66	67	7640134466940	HP-K67	1
	66	73	7640134466957	HP-K73	1
	66	83	7640134466964	HP-K83	1
	66	103	7640134466971	HP-K103	1

Notice*: The technical specifications of each item must correspond to the technical characteristics of the used power tool [RPM, rated power, chuck dimension].

Back flange & pilot bit	L [mm]	D [mm]	Barcode	Order Code	Unit
	135	33-103	7640134440001	HP-KS	1 set

Notice*: The technical specifications of each item must correspond to the technical characteristics of the used power tool [rated power, chuck dimension].

- **HP-KS [PRO]** is a set that includes two TC pilot drill bits [one with hexagonal shank, and the other one with shank for **SDS-plus** rotary hammers, designed for holesaw piloting when drilling, and a back flange, designed for fastening of pilot drill bit and holesaw. Back flange can be combined with holesaws **HP-K** with diameters from 33 to 103 mm.



Wire brushes for **drills and straight grinders** / Wire brushes for **angle grinders**



Round shank



M14 thread

DWT wire brushes range

Complete line for any application.

Following customer demands, DWT developed the optimum line of wire brushes suitable for various applications:

- **oil-toughened steel wire for universal use,**
- **brass-coated wire,**
- **stainless wire for brushing steel,**
- **nylon fiber with corundum treatment for removing paint on wood.**

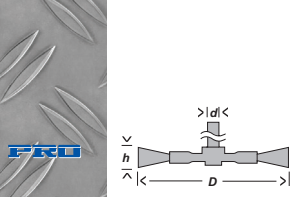
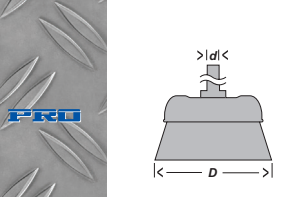
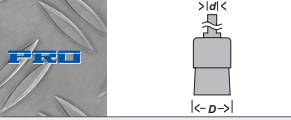
Applications

For best performance quality, it is recommended to use the correct wire thickness: 0.3 and 0.5 mm in brushes for drills and 0.5 mm in brushes for angle grinders is enough for a quick removal of materials, while 0.2 or 0.3 mm brushes serve for delicate cleaning of welding joints.

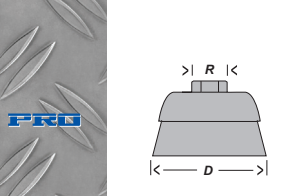
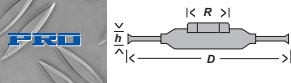
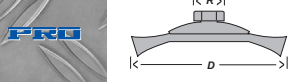
Brushes with crimped wire are used for heavy applications, such as removing thick layers of rust and paint.

There are 2 types of wire brushes: cylinder shank [VP] for drills or straight grinders and M14 shank [WP] for angle grinders.

Technical specifications

For drills & straight gr.	h [mm]	d [mm]	D [mm]	Material	Type	Size	Barcode	Order Code	Unit
	7	6	75	nylon	crimped	1	7640134430972	VP-TN7-75	1
	9	6	100	nylon	crimped	1	7640134430989	VP-TN9-100	1
	23	6	100	nylon	crimped	1	7640134430996	VP-TN23-100	1
		6	50	steel	crimped	0,3	7640134430934	VP-TM0.3-50	1
		6	75	steel	crimped	0,3	7640134430941	VP-TM0.3-75	1
	11	6	75	steel	knotted	0,5	7640134431009	VP-TM0.5-75	1
		6	100	steel	crimped	0,3	7640134430958	VP-TM0.3-100	1
		6	75	brass	crimped	0,2	7640134430965	VP-TB0.2-75	1
		6	50	nylon	crimped	1	7640134430910	VP-UN50	1
		6	75	nylon	crimped	1	7640134430927	VP-UN75	1
		6	50	steel	crimped	0,3	7640134430873	VP-UM0.3-50	1
		6	65	steel	knotted	0,5	7640134430903	VP-UM0.5-65	1
		6	75	steel	crimped	0,3	7640134430880	VP-UM0.3-75	1
		6	80	steel	crimped	0,3	7640134430897	VP-UM0.3-80	1
		6	50	brass	crimped	0,2	7640134430859	VP-UB0.2-50	1
		6	75	brass	crimped	0,3	7640134430866	VP-UB0.3-75	1
		6	24	nylon	crimped	1	7640134431023	VP-YN24	1
		6	24	steel	crimped	0,3	7640134431016	VP-YM0.3-24	1

Notice*: The technical specifications of each item must correspond to the technical characteristics of the used power tool [RPM, rated power, chuck dimension].


For angle grinders	h [mm]	R [mm]	D [mm]	Material	Type	Size	Barcode	Order Code	Unit
		M14	80	steel	knotted	0,5	7640134431061	WP-UM0.5-80	1
		M14	90	steel	knotted	0,5	7640134431085	WP-UM0.5-90	1
		M14	100	steel	knotted	0,5	7640134431092	WP-UM0.5-100	1
		M14	100	steel	crimped	0,3	7640134431054	WP-UM0.3-100	1
		M14	65	inox	crimped	0,3	7640134431047	WP-US0.3-65	1
		M14	80	inox	knotted	0,5	7640134431078	WP-US0.5-80	1
		M14	75	brass	crimped	0,3	7640134431030	WP-UB0.3-75	1
	12	12,7	100	nylon	crimped	1	7640134431146	WP-TN12-100	1
	6	M14	100	steel	knotted	0,5	7640134431108	WP-TM0.5-100	1
	6	M14	115	steel	knotted	0,5	7640134431115	WP-TM0.5-115	1
		M14	100	steel	knotted	0,5	7640134431122	WP-ZM0.5-100	1

Notice*: The technical specifications of each item must correspond to the technical characteristics of the used power tool [RPM, rated power, spindle thread].

- **VP-T [PRO] & WP-T [PRO]** are irreplaceable for cleaning of welding joints, profile surfaces, including angles of radiators and corrugated sheets.
- **VP-U [PRO] & WP-U [PRO]** are universal accessories with the widest field of application. They are ideal for big surfaces and heavy applications, such as removing different coatings and rust, and cleaning of shuttering boards.
- **VP-Y [PRO]** are designed for fine cleaning of inner surfaces of sharp angles, removing rust and cleaning car bodies.
- **WP-Z [PRO]** are ideal for big volumes of work, such as rust and scale removal.



Power scraper chisels / Grinding stones for drills & straight grinders / Grinding discs for double grinders



Scraping blade



Paint scraper



Wood chisel
flat



Wood chisel
angled



V-shaped
chisel



Pointing
scraper



Staple
remover



Grinding stone
round



Grinding stone
bullet



Grinding stone
cylindrical



Grinding stone
tapered



Abrasive grain

DWT power scraper chisels range

This line includes various types of scrapers, chisels, and blades suitable for different applications: removal of material residues, scraping in construction and repair works, and also for wood carving.

Applications

- **MH-W & MH-G** are chisels for carving short-fibred wood, such as lime.
- **MH-S** are scrapers for removing carpet mats, PVC, cork, residues of glue, joint sealer, plaster or gypsum.
- **MH-P** are scrapers for removing glues and joint sealer, for example, silicone residues from ceramic tiles, hardened foam from window and door cavities, and for smoothing grouted joints.
- **MH-D** are designed for removing mortars from tile joints.
- **MH-R** are used for staple removing.

DWT grinding discs range

Qualitative abrasive material and cohesive element are what distinguishes DWT grinding discs for double grinders.

Applications

- **G-Q** coarse-grained discs are suitable for coarse grinding of details made of natural and hardened steel, chisels, power planer blades, gouges and axes.
- **G-C** fine-grained discs are suitable for fine grinding of details made of natural and hardened steel, sharpening of twist bits, planer blades, chisels, scrapers, punches and blades for grass-cutters.

Technical specifications

Power scraper chisels	L [mm]	B [mm]							Barcode	Order Code	Unit
	20		•						7640134430392	MH-S20	1
	35		•						7640134430408	MH-S35	1
	60		•						7640134430439	MH-S60	1
	80	40		•					7640134430460	MH-P40	1
	60	60		•					7640134430477	MH-P60	1
	83	80		•					7640134430491	MH-P80	1
	83	100		•					7640134430507	MH-P100	1
	15				•				7640134430514	MH-W15	1
	18				•				7640134430521	MH-W18	1
	8				•				7640134430538	MH-W8	1
	7					•			7640134430552	MH-G7	1
	14					•			7640134430569	MH-G14	1
	3						•		7640134430620	MH-D3	1
	8						•		7640134430637	MH-R8	1

Notice*: suitable for Bosch, DWT, Skil...

Grinding stones	d [mm]	l [mm]	D [mm]						Barcode	Order Code	Unit
	6	24	25	•					60 7640134430804	G-R25	1
	6	36	25		•				60 7640134430811	G-HR25	1
	6	25	25			•			60 7640134430835	G-S25	1
	6	30	20				•		60 7640134430842	G-T20	1

Notice*: The technical specifications of each item must correspond to the technical characteristics of the used power tool [RPM, rated power, chuck or collet dimension].

Grinding discs	b [mm]	d [mm]	D [mm]		Barcode	Order Code	Unit
	16	12,7	125		36 7640134462027	G-Q12/125	1
	16	12,7	125		60 7640134462034	G-C12/125	1
	20	12,7	150		36 7640134462041	G-Q12/150	1
	20	12,7	150		80 7640134462058	G-C12/150	1
	40	32	150		80 7640134462065	G-C32/150	1
	20	16	200		36 7640134462072	G-Q16/200	1
	20	16	200		60 7640134462089	G-C16/200	1

Notice*: suitable for DWT, G-Q12/150 and G-C12/150 are also suitable for Makita...

DWT grinding stones range

DWT grinding stones, used in straight grinders and drills, are designed for safe and effective grinding and scraping. They guarantee good results when cleaning surface of details made of natural and hardened steel.

Applications

- **G-C & G-S** are cylinder grinding stones for processing flat surfaces, chamfers and grinding cutting tools.
- **G-T** are cone grinding stones for processing shaped surfaces and holes.
- **G-R & G-HR** are round and semi-round grinding stones for processing holes and surfaces of irregular shapes.



Diamond discs for angle grinders & marble saws



Water cooling

DWT diamond discs range

Following years of experience in manufacturing diamond cutting discs, DWT has developed and issued a series of the most popular diamond cutting discs, including diamond cutting discs for construction materials, concrete, ceramic tiles and materials such as granite, marble and other kinds of natural and artificial stones.



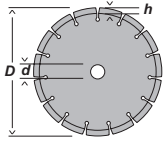

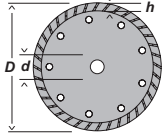

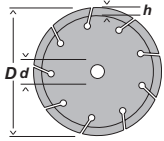
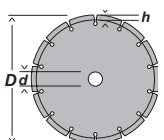

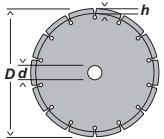

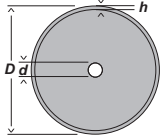
New packaging system

New blister packing not only underlines the quality of DWT discs, but also contains detailed information about application that will help you to quickly find exactly what you need.

Applications

- **DP-U [PRO] & DP-TU [PRO]** discs are suitable for cutting all kinds of conventional construction materials. There are 2 kinds of discs for your choice: segmented [**DP-U**] or with continuous diamond rim [**DP-TU**] for turbo speed. They enable easy cutting of any material due to perfect combination of their durability and productivity. DWT diamond discs have laser-welded diamond cutting segments.
- **DP-TN [PRO]** turbo-disc is our special offer for marble saws, which allows cutting

Technical specifications

Diamond discs	Cut Width	h [mm]	d [mm]	D [mm]		Barcode	Order Code	Unit	
		2,2	8	22,2	115	-	7640134468999	DP-U115	1
		1,9	7	22,2	125	-	7640134469002	DP-U125	1
		2,1	7	22,2	150	-	7640134469019	DP-U150	1
		2,2	7	22,2	180	-	7640134469026	DP-U180	1
		2,4	7	22,2	230	-	7640134469033	DP-U230	1
		2,2	7	22,2	110	-	7640134469040	DP-TU110	1
		1,8	7	22,2	115	-	7640134469057	DP-TU115	1
		1,9	7	22,2	125	-	7640134469064	DP-TU125	1
		2,1	7	22,2	150	-	7640134469071	DP-TU150	1
		2,2	7	22,2	180	-	7640134469088	DP-TU180	1
		2,4	7	22,2	230	-	7640134469095	DP-TU230	1
		1,7	7	22,2	110	● / -	7640134469224	DP-TN110	1
		1,8	7	22,2	115	-	7640134430729	DP-N115	1
		1,9	7	22,2	125	-	7640134430736	DP-N125	1
		2,1	7	22,2	150	-	7640134430743	DP-N150	1
		2,2	7	22,2	180	-	7640134430750	DP-N180	1
		2,4	7	22,2	230	-	7640134430767	DP-N230	1
		2,2	8	22,2	110	-	7640134469101	DP-C110	1
		2,2	8	22,2	115	-	7640134469118	DP-C115	1
		2,2	8	22,2	125	-	7640134469125	DP-C125	1
		2,4	8	22,2	150	-	7640134469132	DP-C150	1
		2,4	8	22,2	180	-	7640134469149	DP-C180	1
		2,5	8	22,2	230	-	7640134469156	DP-C230	1
		1,7	5	22,2	110	●	7640134469163	DP-K110	1
		1,8	5	22,2	115	●	7640134469170	DP-K115	1
		1,9	5	22,2	125	●	7640134469187	DP-K125	1
		2	5	22,2	150	●	7640134469194	DP-K150	1
		2,2	5	22,2	180	●	7640134469200	DP-K180	1
		2,4	5	22,2	230	●	7640134469217	DP-K230	1

Notice*: The technical specifications of each item must correspond to the technical characteristics of the used power tool [RPM, rated power, spindle & safety casing dimension].

with or without water cooling.

- **DP-N [PRO]** discs are designed for cutting materials such as granite and marble.
- **DP-C [PRO]** discs are suitable for quick cutting in all types of indurate concrete with or without reinforcement.
- **DP-K [PRO]** are suitable for cutting all types of ceramic tiles, as well as thin granite and marble slabs. Guarantee optimum chip-free cutting, even in extra-hard ceramic granite slabs. Must be used with water cooling*.



Abrasive discs for angle grinders & cut off saws



Cutting disc



Grinding disc

DWT abrasive discs range

The new line of DWT cutting and grinding discs, is made from qualitative materials and in accordance with strict quality standards, has a longer service life and enables quick, effective and almost effortless work.



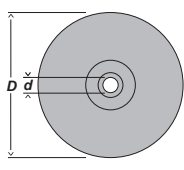
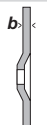
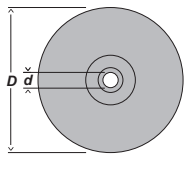
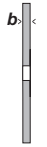


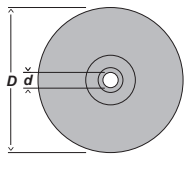
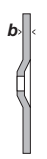





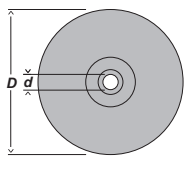



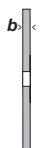
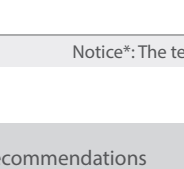


A special focus has been placed on safety: DWT cutting and grinding discs correspond to International standards and safety requirements. The careful choice of qualitative materials ensures better productivity and durability of discs.

The new programme presents discs for cutting workpieces from stainless steel, metal, stone and for grinding metal surfaces.

Applications

- **GS-CD [SEMI-PRO] & GS-C [SEMI-PRO]** are cutting discs for stone. Bent at right angle [**GS-CD**] and straight [**GS-C**]. Bent at right angle discs allow high-quality cutting of irregular shapes.
- **GS-SD [SEMI-PRO] & GS-S [SEMI-PRO]** are special discs for stainless steel. There are 2 variants: bent at right angle [**GS-SD**] and straight [**GS-S**]. Bent at right angle discs allow high-quality cutting of irregular shapes.
- **GS-SG [SEMI-PRO]** are bent at right angle discs for grinding stainless steel.
- **GS-MD [SEMI-PRO] & GS-M [SEMI-PRO]** are cutting discs for metal. There are 2 variants: bent at right angle [**GS-MD**] and straight [**GS-M**]. Bent at right angle discs allow high-quality cutting of irregular shapes.
- **GS-MG [SEMI-PRO]** are bent at right angle discs for grinding metal.



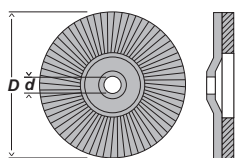

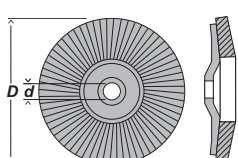

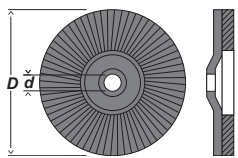
Technical specifications

For stone	b [mm]	d [mm]	D [mm]		Barcode	Order Code	Unit				
 		2,5	22,2	115	●	7640134468821	GS-CD2.5-115	1			
		2,5	22,2	125	●	7640134468838	GS-CD2.5-125	1			
		3	22,2	180	●	7640134468845	GS-CD3-180	1			
		3	22,2	230	●	7640134468852	GS-CD3-230	1			
			2,5	22,2	115	●	7640134468708	GS-C2.5-115	1		
			2,5	22,2	125	●	7640134468715	GS-C2.5-125	1		
			3	22,2	150	●	7640134468722	GS-C3-150	1		
			3	22,2	180	●	7640134468739	GS-C3-180	1		
		3	22,2	230	●	7640134468746	GS-C3-230	1			
		For stainless steel	b [mm]	d [mm]	D [mm]		Barcode	Order Code	Unit		
		 		1,6	22,2	180	●	7640134468753	GS-SD1.6-180	1	
				1,9	22,2	230	●	7640134468760	GS-SD1.9-230	1	
6	22,2			115	●	7640134468869	GS-SG6-115	1			
6	22,2			180	●	7640134468876	GS-SG6-180	1			
6	22,2			230	●	7640134468883	GS-SG6-230	1			
				1	22,2	115	●	7640134468517	GS-S1-115	1	
			1,6	22,2	115	●	7640134468524	GS-S1.6-115	1		
			2	22,2	115	●	7640134468531	GS-S2-115	1		
			2,5	22,2	115	●	7640134468548	GS-S2.5-115	1		
			1	22,2	125	●	7640134468555	GS-S1-125	1		
			1,6	22,2	125	●	7640134468562	GS-S1.6-125	1		
			2	22,2	125	●	7640134468579	GS-S2-125	1		
			2	22,2	180	●	7640134468586	GS-S2-180	1		
			3	22,2	180	●	7640134468593	GS-S3-180	1		
			2	22,2	230	●	7640134468609	GS-S2-230	1		
			3	22,2	230	●	7640134468616	GS-S3-230	1		
			For metal	b [mm]	d [mm]	D [mm]		Barcode	Order Code	Unit	
			 		2,5	22,2	115	●	7640134468777	GS-MD2.5-115	1
					2,5	22,2	125	●	7640134468784	GS-MD2.5-125	1
3	22,2				180	●	7640134468791	GS-MD3-180	1		
2,5	22,2	230			●	7640134468807	GS-MD2.5-230	1			
3	22,2	230			●	7640134468814	GS-MD3-230	1			
		4			22,2	115	●	7640134468890	GS-MG4-115	1	
		4,8			22,2	115	●	7640134468906	GS-MG4.8-115	1	
		6			22,2	115	●	7640134468913	GS-MG6-115	1	
		6			22,2	125	●	7640134468920	GS-MG6-125	1	
		6			22,2	150	●	7640134468937	GS-MG6-150	1	
		4,8			22,2	180	●	7640134468944	GS-MG4.8-180	1	
		6			22,2	180	●	7640134468951	GS-MG6-180	1	
		8			22,2	180	●	7640134468968	GS-MG8-180	1	
		6			22,2	230	●	7640134468975	GS-MG6-230	1	
		8		22,2	230	●	7640134468982	GS-MG8-230	1		
					1,6	22,2	115	●	7640134468623	GS-M1.6-115	1
					2,5	22,2	115	●	7640134468630	GS-M2.5-115	1
					1,6	22,2	125	●	7640134468647	GS-M1.6-125	1
					2,5	22,2	125	●	7640134468654	GS-M2.5-125	1
2,5	22,2				150	●	7640134468661	GS-M2.5-150	1		
3	22,2				180	●	7640134468678	GS-M3-180	1		
3	22,2				230	●	7640134468685	GS-M3-230	1		
	3			25,4	355	●	7640134468692	GS-M3-355	1		
	3,5			25,4	355	●	7640134431955	GS-M3.5-355	1		

Notice*: The technical specifications of each item must correspond to the technical characteristics of the used power tool [RPM, rated power, spindle dimension].

Abrasive flap discs for angle grinders



Abrasive flap discs	d [mm]	D [mm]		Barcode	Order Code	Unit
 	22,2	115	40	7640134465639	FS-U115-40	1
	22,2	115	60	7640134465646	FS-U115-60	1
	22,2	115	80	7640134465653	FS-U115-80	1
	22,2	115	120	7640134465660	FS-U115-120	1
	22,2	125	40	7640134465677	FS-U125-40	1
	22,2	125	60	7640134465684	FS-U125-60	1
	22,2	125	80	7640134465691	FS-U125-80	1
	22,2	125	120	7640134465707	FS-U125-120	1
	22,2	180	40	7640134465714	FS-U180-40	1
	22,2	180	60	7640134465721	FS-U180-60	1
	22,2	180	80	7640134465738	FS-U180-80	1
	22,2	180	120	7640134465745	FS-U180-120	1
 	22,2	115	40	7640134465875	FS-UD115-40	1
	22,2	115	60	7640134465882	FS-UD115-60	1
	22,2	115	80	7640134465899	FS-UD115-80	1
	22,2	115	120	7640134465905	FS-UD115-120	1
	22,2	125	40	7640134465912	FS-UD125-40	1
	22,2	125	60	7640134465929	FS-UD125-60	1
	22,2	125	80	7640134465936	FS-UD125-80	1
	22,2	125	120	7640134465943	FS-UD125-120	1
	22,2	180	40	7640134465950	FS-UD180-40	1
	22,2	180	60	7640134465967	FS-UD180-60	1
	22,2	180	80	7640134465974	FS-UD180-80	1
	22,2	180	120	7640134465981	FS-UD180-120	1
 	22,2	115	40	7640134465752	FS-UP115-40	1
	22,2	115	60	7640134465769	FS-UP115-60	1
	22,2	115	80	7640134465776	FS-UP115-80	1
	22,2	115	120	7640134465783	FS-UP115-120	1
	22,2	125	40	7640134465790	FS-UP125-40	1
	22,2	125	60	7640134465806	FS-UP125-60	1
	22,2	125	80	7640134465813	FS-UP125-80	1
	22,2	125	120	7640134465820	FS-UP125-120	1

Notice*: The technical specifications of each item must correspond to the technical characteristics of the used power tool [RPM, rated power, spindle dimension].

DWT abrasive flap discs range



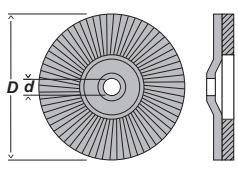

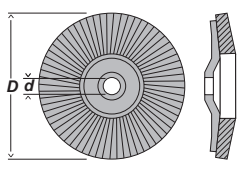

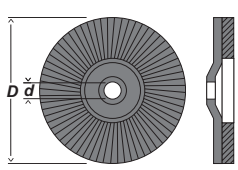
Aluminium oxide [electrocorundum] is distinguished by exclusive hardness and tenacity, and is ideal for processing materials with long-string chips, such as metal and wood. Abrasive flap discs with aluminium oxide sanding plates are characterized by high cleaning productivity and durability. Suitable for working steel, cast iron and steel plates, as well as wood.

Zirconia alumina is an alloy made from a precise combination of zirconium dioxide and aluminium oxide. A microcrystalline structure with self-sharpening effect is obtained at a temperature of approximately 1900° C. Zirconia alumina is an excellent material for heavy grinding of high-quality steel, VA steel and chrome-nickel steel.

Applications

- **FP-S [PRO]** are straight flap discs with a zirconia alumina coating bound with synthetic resin and fiberglass backing plate. They are used for flat grinding, processing of edges and welded seams.
- **FP-SD [PRO]** are bomb-shaped flap discs with a zirconia alumina coating bound with synthetic resin and fiberglass backing plate. They are used for grinding in hard-to-reach zones, face and flat grinding.

Technical specifications



Abrasive flap discs	d [mm]	D [mm]		Barcode	Order Code	Unit
 	22,2	115	40	7640134465998	FP-S115-40	1
	22,2	115	60	7640134466001	FP-S115-60	1
	22,2	115	80	7640134466018	FP-S115-80	1
	22,2	115	120	7640134466025	FP-S115-120	1
	22,2	125	40	7640134466032	FP-S125-40	1
	22,2	125	60	7640134466049	FP-S125-60	1
	22,2	125	80	7640134466056	FP-S125-80	1
	22,2	125	120	7640134466063	FP-S125-120	1
	22,2	180	40	7640134466070	FP-S180-40	1
	22,2	180	60	7640134466087	FP-S180-60	1
	22,2	180	80	7640134466094	FP-S180-80	1
	22,2	180	120	7640134466100	FP-S180-120	1
 	16	100	40	7640134466230	FP-SD100-40	1
	16	100	60	7640134466247	FP-SD100-60	1
	16	100	80	7640134466254	FP-SD100-80	1
	22,2	115	40	7640134466261	FP-SD115-40	1
	22,2	115	60	7640134466278	FP-SD115-60	1
	22,2	115	80	7640134466285	FP-SD115-80	1
	22,2	115	120	7640134466292	FP-SD115-120	1
	22,2	125	40	7640134466308	FP-SD125-40	1
	22,2	125	60	7640134466315	FP-SD125-60	1
	22,2	125	80	7640134466322	FP-SD125-80	1
	22,2	125	120	7640134466339	FP-SD125-120	1
	22,2	180	40	7640134466346	FP-SD180-40	1
22,2	180	60	7640134466353	FP-SD180-60	1	
22,2	180	80	7640134466360	FP-SD180-80	1	
22,2	180	120	7640134466377	FP-SD180-120	1	
 	22,2	115	40	7640134466117	FP-SP115-40	1
	22,2	115	60	7640134466124	FP-SP115-60	1
	22,2	115	80	7640134466131	FP-SP115-80	1
	22,2	115	120	7640134466148	FP-SP115-120	1
	22,2	125	40	7640134466155	FP-SP125-40	1
	22,2	125	60	7640134466162	FP-SP125-60	1
	22,2	125	80	7640134466179	FP-SP125-80	1
	22,2	125	120	7640134466186	FP-SP125-120	1

Notice*: The technical specifications of each item must correspond to the technical characteristics of the used power tool [RPM, rated power, spindle dimension].

- **FP-SP [PRO]** are straight flap discs with a zirconia alumina coating bound with synthetic resin and a plastic backing plate. They are used for flat grinding, processing of edges and welded seams. The use of the plastic backing plate allows working with a heavier load than the fiber glass backing plate.
- **FS-U [SEMI-PRO]** are straight flap discs with an aluminium oxide coating bound with synthetic resin and fiberglass backing plate. They are used for flat grinding, processing of edges and welded seams.

- **FS-UD [SEMI-PRO]** are bomb-shaped flap discs with an aluminum oxide coating bound with synthetic resin and fiberglass backing plate. They are used for grinding in hard-to-reach zones, face and flat grinding.
- **FS-UP [SEMI-PRO]** are straight flap discs with an aluminium oxide coating bound with synthetic resin and plastic backing plate. They are used for flat grinding, processing of edges and welded seams. Plastic backing plate allows working with a heavier load than fiber glass plate.

Fiber sanding discs for angle grinders



Abrasive grain

DWT fiber sanding discs range

Qualitative abrasive materials guarantee perfect results!

Thanks to their flexible design, DWT fibre sanding discs bear closely against the surface of the work part, which contributes to their efficiency and reduces time spent on grinding or cleaning.

DWT fibre sanding discs allow working on curved surfaces without local overcutting when deseaming butt welds.

Applications



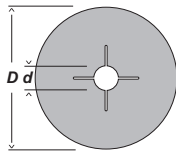

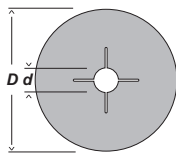
- **PS-U [SEMI-PRO]** are fibre sanding discs with an aluminium oxide coating bound with synthetic resin. They are characterized by high productivity of grinding and durability. Suitable for steel, cast iron and steel plates, as well as wood. Suitable both for fine and rough applications: rough and fine grinding, and rust removal [helpful in auto services].

Must be used together with a rubber plate.

- **PP-S [PRO]** are fibre sanding discs with a zirconia coating bound with synthetic resin. Perfect for polishing high-quality steel, VA steel and chrome-nickel alloy steel. Even in heavy applications with angle grinders, they are characterized by higher durability compared with other abrasive materials.

Must be used together with a rubber plate.


Technical specifications

Fibre sanding discs	d [mm]	D [mm]		Barcode	Order Code	Unit	
	22,2	115	24	7640134465530	PS-U115-24	5	
	22,2	115	36	7640134465547	PS-U115-36	5	
	22,2	115	60	7640134465554	PS-U115-60	5	
	22,2	115	80	7640134465561	PS-U115-80	5	
	22,2	115	100	7640134465578	PS-U115-100	5	
		22,2	125	24	7640134465585	PS-U125-24	5
		22,2	125	36	7640134465592	PS-U125-36	5
		22,2	125	60	7640134465608	PS-U125-60	5
		22,2	125	80	7640134465615	PS-U125-80	5
		22,2	125	100	7640134465622	PS-U125-100	5
	22,2	115	24	7640134465295	PP-S115-24	5	
	22,2	115	36	7640134465301	PP-S115-36	5	
	22,2	115	60	7640134465318	PP-S115-60	5	
	22,2	115	80	7640134465325	PP-S115-80	5	
	22,2	115	100	7640134465332	PP-S115-100	5	
	22,2	115	120	7640134465349	PP-S115-120	5	
		22,2	125	24	7640134465356	PP-S125-24	5
		22,2	125	36	7640134465363	PP-S125-36	5
		22,2	125	60	7640134465370	PP-S125-60	5
		22,2	125	80	7640134465387	PP-S125-80	5
		22,2	125	100	7640134465394	PP-S125-100	5
		22,2	125	120	7640134465400	PP-S125-120	5
	22,2	180	24	7640134465417	PP-S180-24	5	
	22,2	180	36	7640134465424	PP-S180-36	5	
	22,2	180	60	7640134465431	PP-S180-60	5	
	22,2	180	80	7640134465448	PP-S180-80	5	
	22,2	180	100	7640134465455	PP-S180-100	5	
	22,2	180	120	7640134465462	PP-S180-120	5	
	22,2	230	24	7640134465479	PP-S230-24	5	
	22,2	230	36	7640134465486	PP-S230-36	5	
	22,2	230	60	7640134465493	PP-S230-60	5	
	22,2	230	80	7640134465509	PP-S230-80	5	
	22,2	230	100	7640134465516	PP-S230-100	5	
	22,2	230	120	7640134465523	PP-S230-120	5	

Notice*: The technical specifications of each item must correspond to the technical characteristics of the used power tool [RPM, rated power, spindle dimension].



Sanding paper sets for sanders



Velcro



Abrasive grain

DWT sanding paper sets

DWT presents a new wide range of qualitative paper for sanding paint, wood and metal.

Our accessories can be used with every brand of rotary sanders, belt sanders, orbital sanders, multi sanders and delta sanders, and guarantees maximum productivity and accurate performance.







New packaging system

Our new packaging system facilitates the selection of the correct accessory.




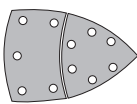

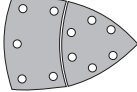
Applications

- **P-W** sanding papers coated with aluminium oxide bound with synthetic resin are the perfect choice for working of all wood, wood-based materials, and metal, from coarse sanding to fine sanding. Choosing sanding paper of **P-W** line, please take into account that its application depends on grain size: 40-60 grain are used for coarse sanding of rough surfaces, 80-120 grain are suitable for surface smoothing and sanding of small roughnesses, 180-400 grain are good for final fine sanding.
- **P-P** sanding papers are the right choice for paint, varnish and sealing. Aluminium oxide, coated with calcium stearate bound with synthetic resin, reduces clogging and enables non-stop performance. **P-P** has several times longer service life compared with




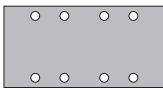

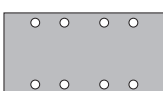
Technical specifications

Sanding paper 93 mm			n° holes		Barcode	Order Code	Unit
		•	6	40	7640134463802	P-W93-40	5
		•	6	60	7640134463819	P-W93-60	5
		•	6	80	7640134463826	P-W93-80	5
		•	6	120	7640134463833	P-W93-120	5
		•	6	180	7640134463840	P-W93-180	5
		•	6	240	7640134463857	P-W93-240	5
		•	6	320	7640134463864	P-W93-320	5
		•	6	400	7640134463871	P-W93-400	5
		•	6	40	7640134463741	P-P93-40	5
		•	6	60	7640134463758	P-P93-60	5
		•	6	80	7640134463765	P-P93-80	5
		•	6	120	7640134463772	P-P93-120	5
		•	6	180	7640134463789	P-P93-180	5
		•	6	240	7640134463796	P-P93-240	5

Notice*: suitable for Bosch, B&D, DeWalt, DWT, Makita, Metabo, Skil...

Sanding paper 102x62/93 mm			n° holes		Barcode	Order Code	Unit
		•	6+5	40	7640134464069	P-W102-40	5
		•	6+5	60	7640134464076	P-W102-60	5
		•	6+5	80	7640134464083	P-W102-80	5
		•	6+5	120	7640134464090	P-W102-120	5
		•	6+5	180	7640134464106	P-W102-180	5
		•	6+5	40	7640134464021	P-P102-40	5
		•	6+5	80	7640134464038	P-P102-80	5
		•	6+5	120	7640134464045	P-P102-120	5
		•	6+5	180	7640134464052	P-P102-180	5

Notice*: suitable for Bosch, DWT, Skil...

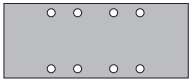
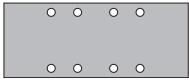
Sanding paper 93x85 mm			n° holes		Barcode	Order Code	Unit
		•	8	40	7640134464304	P-W93x185-40	5
		•	8	60	7640134464311	P-W93x185-60	5
		•	8	80	7640134464328	P-W93x185-80	5
		•	8	120	7640134464335	P-W93x185-120	5
		•	8	180	7640134464342	P-W93x185-180	5
		•	8	240	7640134464359	P-W93x185-240	5
		•	8	40	7640134464120	P-P93x185-40	5
		•	8	60	7640134464137	P-P93x185-60	5
		•	8	80	7640134464144	P-P93x185-80	5
		•	8	120	7640134464151	P-P93x185-120	5
		•	8	180	7640134464168	P-P93x185-180	5
		•	8	240	7640134464175	P-P93x185-240	5

Notice*: suitable for AEG, Atlas Copco, Bosch, B&D, Casals, DeWalt, DWT, Festo, Hitachi, Makita, Metabo, Peugeot, Ryobi, Skil...




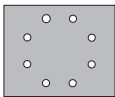
conventional sanding materials. When choosing **P-P** sanding paper, one should take into account that its application depends on grain size: 40-60 grain are used for sanding paint, 80-120 grain are suitable for removal of brushmarks, paint drops and downflows, 180-240 grain are good for fine sanding.



Technical specifications

Sanding paper 93x230 mm		n° holes		Barcode	Order Code	Unit		
		8	40	7640134464427	P-W93x230-40	10		
		8	60	7640134464434	P-W93x230-60	10		
		8	80	7640134464441	P-W93x230-80	10		
		8	120	7640134464458	P-W93x230-120	10		
		8	180	7640134464465	P-W93x230-180	10		
		8	240	7640134464472	P-W93x230-240	10		
				8	40	7640134464182	P-P93x230-40	10
				8	60	7640134464199	P-P93x230-60	10
				8	80	7640134464205	P-P93x230-80	10
				8	120	7640134464212	P-P93x230-120	10
8	180			7640134464229	P-P93x230-180	10		
8	240			7640134464236	P-P93x230-240	10		

Notice*: suitable for AEG, Bosch, B&D, DeWalt, DWT, Festo, Makita, Metabo, Peugeot, Ryobi, Skil...

Sanding paper 115x140 mm		n° holes		Barcode	Order Code	Unit
		8	60	7640134464755	P-W115x140-60	10
		8	100	7640134464762	P-W115x140-100	10
		8	150	7640134464779	P-W115x140-150	10


Notice*: suitable for DeWalt, DWT, Makita, Ryobi, Skil...

Sanding paper 115x230 mm		n° holes		Barcode	Order Code	Unit	
		•	14	40	7640134464694	P-W115x230-40	5
		•	14	60	7640134464700	P-W115x230-60	5
		•	14	80	7640134464717	P-W115x230-80	5
		•	14	120	7640134464724	P-W115x230-120	5
		•	14	180	7640134464731	P-W115x230-180	5
		•	14	240	7640134464748	P-W115x230-240	5

Notice*: suitable for Atlas Copco, Bosch, B&D, Casals, DWT, Elu, Festo, Hitachi, Holz-Her, Kress, Makita, Metabo, Skil...




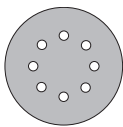









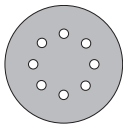






Sanding paper 115x280 mm		n° holes		Barcode	Order Code	Unit		
		14	40	7640134464489	P-W115x280-40	10		
		14	60	7640134464496	P-W115x280-60	10		
		14	80	7640134464502	P-W115x280-80	10		
		14	120	7640134464519	P-W115x280-120	10		
		14	180	7640134464526	P-W115x280-180	10		
		14	240	7640134464533	P-W115x280-240	10		
				14	40	7640134464243	P-P115x280-40	10
				14	60	7640134464250	P-P115x280-60	10
				14	80	7640134464267	P-P115x280-80	10
				14	120	7640134464274	P-P115x280-120	10
14	180			7640134464281	P-P115x280-180	10		
14	240			7640134464298	P-P115x280-240	10		

Notice*: suitable for Atlas Copco, Bosch, B&D, Casals, DWT, Elu, Festo, Hitachi, Kress, Makita, Metabo, Skil...

Sanding paper Ø115 mm		n° holes		Barcode	Order Code	Unit			
		•	8	40	7640134463451	P-W115-40	5		
		•	8	60	7640134463468	P-W115-60	5		
		•	8	80	7640134463475	P-W115-80	5		
		•	8	120	7640134463482	P-W115-120	5		
		•	8	180	7640134463499	P-W115-180	5		
		•	8	240	7640134463505	P-W115-240	5		
		•	8	320	7640134463512	P-W115-320	5		
		•	8	400	7640134463529	P-W115-400	5		
				•	8	40	7640134463277	P-P115-40	5
				•	8	60	7640134463284	P-P115-60	5
				•	8	80	7640134463291	P-P115-80	5
				•	8	120	7640134463307	P-P115-120	5
				•	8	180	7640134463314	P-P115-180	5
				•	8	240	7640134463321	P-P115-240	5

Notice*: suitable for Bosch, Kress, Peugeot, Skil, Stayer...

Technical specifications

Sanding paper Ø 125 mm		n° holes		Barcode	Order Code	Unit
 		8	40	7640134463536	P-W125-40	5
		8	60	7640134463543	P-W125-60	5
		8	80	7640134463550	P-W125-80	5
		8	120	7640134463567	P-W125-120	5
		8	180	7640134463574	P-W125-180	5
		8	240	7640134463581	P-W125-240	5
		8	320	7640134463598	P-W125-320	5
		8	400	7640134463604	P-W125-400	5
 		8	40	7640134463338	P-P125-40	5
		8	60	7640134463345	P-P125-60	5
		8	80	7640134463352	P-P125-80	5
		8	120	7640134463376	P-P125-120	5
		8	180	7640134463369	P-P125-180	5
		8	240	7640134463383	P-P125-240	5





Notice*: suitable for AEG, Atlas Copco, Bosch, B&D, DeWalt, DWT, Festo, Hitachi, Kress, Makita, Metabo, Skil...

Sanding paper Ø 150 mm		n° holes		Barcode	Order Code	Unit
 		6	40	7640134463611	P-W150-40	5
		6	60	7640134463628	P-W150-60	5
		6	80	7640134463635	P-W150-80	5
		6	120	7640134463642	P-W150-120	5
		6	240	7640134463659	P-W150-240	5
		6	320	7640134463666	P-W150-320	5
		6	400	7640134463673	P-W150-400	5
 		6	40	7640134463390	P-P150-40	5
		6	60	7640134463406	P-P150-60	5
		6	80	7640134463413	P-P150-80	5
		6	120	7640134463420	P-P150-120	5
		6	180	7640134463437	P-P150-180	5
		6	240	7640134463444	P-P150-240	5






Notice*: suitable for AEG, Bosch, DeWalt, DWT, Elu, Hilti, Hitachi, Kress, Metabo, Milwaukee, Skil, Stayer...

Sanding paper 65x410 mm		n° holes		Barcode	Order Code	Unit
 			40	7640134464977	P-W65x410-40	3
			60	7640134464984	P-W65x410-60	3
			80	7640134464991	P-W65x410-80	3
			100	7640134465004	P-W65x410-100	3
			150	7640134465011	P-W65x410-150	3

Notice*: suitable for AEG, B&D, Holz-Her, Kress, Metabo...


Sanding paper 75x457 mm		n° holes		Barcode	Order Code	Unit
 			40	7640134465028	P-W75x457-40	3
			60	7640134465035	P-W75x457-60	3
			80	7640134465042	P-W75x457-80	3
			100	7640134465059	P-W75x457-100	3
			150	7640134465066	P-W75x457-150	3

Notice*: suitable for Bosch, B&D, DWT, Makita, Peugeot, Skil...

Sanding paper 75x533 mm		n° holes		Barcode	Order Code	Unit
 			40	7640134465127	P-W75x533-40	3
			60	7640134465134	P-W75x533-60	3
			80	7640134465141	P-W75x533-80	3
			100	7640134465158	P-W75x533-100	3
			150	7640134465165	P-W75x533-150	3

Notice*: suitable for AEG, Atlas Copco, Bosch, B&D, Casals, DeWalt, DWT, Festo, Hitachi, Holz-Her, Makita, Metabo, Peugeot, Skil, Stayer, Ryobi...

Blades for circular saws, mitre saws & table saws



N° of teeth

DWT blades for circular, mitre and table saws

We are glad to offer three new lines of circular saw blades that are perfect for long-lasting applications. The new effective shape of our discs is made from qualitative materials. Effective heat extraction guarantees longer service life, reduction of noise and vibration, and improves operational comfort. The new wide range of blade diameters allows selection of the most suitable blade for the most popular tools.

CS [SEMI-PRO] are designed for the quick, precise and qualitative sawing of soft and hard wood, molded laminated wood and plywood, as well as chipboard and composite board, in all traditional applications. Inductively brazed hard-alloyed alternate teeth with aggressive cutting angle, allow simultaneously quick and precise cutting. Special compensating slots protect the blade from deformation.



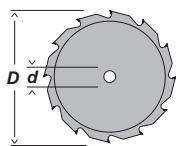


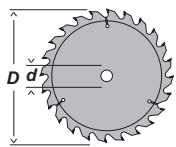


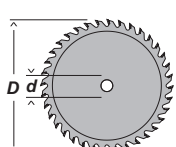
CH are universal discs with inductively brazed hard-alloyed alternate teeth for the effective sawing of hard and soft wood.

CP [PRO] are multi-purpose saw blades. Made of stable steel, they have longer service life. Special compensating slots protect the blade from deformation. Blades are designed for professional application by joiners, furniture makers, etc.

Applications



- **CS-R [VERY-FAST CUT]** are designed for making quick and coarse cuts.
- **CS-Q [EASY-FAST CUT]** are used for making quick and more accurate cuts than CS-R.
- **CS-C [FINE-CLEAN CUT]** are good for making precise and clean cuts.
- **CH-Q [FAST CUT]** are the most rational means for quick sawing. They are suitable for making coarse rip and cross cuts in wood
 - and sheet materials.
- **CH-C [CLEAN CUT]** are designed for quick and precise sawing in all traditional wood-working operations.
- **CP-C [UNI-CLEAN CUT]** are specially designed for clean sawing in combined materials, rough and one-side laminated chipboard, plastics, organic glass, non-ferrous metals, such as aluminium profiles, as well as in solid wood.

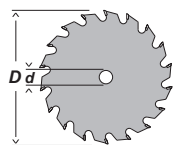
Technical specifications



High speed& coarse finish	Cut Width	d [mm]	D [mm]		Barcode	Order Code	Unit
 	2,5	20/16	130	10	7640134467503	CS-R20/130	1
	2,5	20/12,75	140	12	7640134467534	CS-R20/140	1
	2,5	20/16	150	12	7640134467565	CS-R20/150	1
	2,5	20/16	160	12	7640134467596	CS-R20/160	1
	2,5	30/20	180	12	7640134467640	CS-R30/180	1
	2,5	16	184	12	7640134467671	CS-R16/184	1
	2,5	20/16	190	12	7640134467701	CS-R20/190	1
	2,5	30	190	12	7640134467732	CS-R30/190	1
	2,5	30	210	12	7640134467763	CS-R30/210	1
Medium speed & average finish	Cut Width	d [mm]	D [mm]		Barcode	Order Code	Unit
 	2,5	20/16	130	18	7640134467510	CS-Q20/130	1
	2,5	20/12,75	140	18	7640134467541	CS-Q20/140	1
	2,5	20/16	150	18	7640134467572	CS-Q20/150	1
	2,5	20/16	160	18	7640134467602	CS-Q20/160	1
	2,5	30/20	180	24	7640134467657	CS-Q30/180	1
	2,5	16	184	24	7640134467688	CS-Q16/184	1
	2,5	20/16	190	24	7640134467718	CS-Q20/190	1
	2,5	30	190	24	7640134467749	CS-Q30/190	1
	2,5	30	210	24	7640134467770	CS-Q30/210	1
	2,5	30	230	24	7640134467794	CS-Q30/230	1
	2,5	30/25	235	24	7640134467817	CS-Q30/235	1
	3,2	30	250	24	7640134467855	CS-Q30/250	1
	Precise finish	Cut Width	d [mm]	D [mm]		Barcode	Order Code
 	2,5	20/16	130	36	7640134467527	CS-C20/130	1
	2,5	20/12,75	140	36	7640134467558	CS-C20/140	1
	2,5	20/16	150	36	7640134467589	CS-C20/150	1
	2,5	20/16	160	36	7640134467619	CS-C20/160	1
	2,5	30/20	180	40	7640134467664	CS-C30/180	1
	2,5	16	184	40	7640134467695	CS-C16/184	1
	2,5	20/16	190	48	7640134467725	CS-C20/190	1
	2,5	30	190	48	7640134467756	CS-C30/190	1
	2,5	30	210	48	7640134467787	CS-C30/210	1
	2,5	30	230	48	7640134467800	CS-C30/230	1
	2,5	30/25	235	48	7640134467824	CS-C30/235	1
	3,2	30	250	48	7640134467862	CS-C30/250	1
	3,2	30	300	48	7640134467886	CS-C30/300	1
Notice*: suitable for:		180, 30/20:	B&D, Holz-Her...	230, 30:	Atlas Copco, B&D, Bosch, DWT, Holz-Her...		
130, 20/16:	Atlas Copco, Bosch, DWT, Holz-Her, Skil...	184, 16:	B&D, DeWalt, DWT...	235, 30/25:	Bosch, DWT, Hitachi, Makita, Skil...		
140, 20/12,75:	AEG, B&D, DWT, Holz-Her...	190, 20/16:	B&D, Bosch, DWT, Kress, Metabo, Skil...	250, 30:	Bosch, DeWalt, DWT, Hitachi, Kress, Makita...		
150, 20/16:	AEG, Bosch, DeWalt, DWT, Elu, Metabo...	190, 30:	B&D, Bosch, DeWalt, DWT, Makita, Metabo...	300, 30:	Bosch, DeWalt, DWT, Metabo...		
160, 20/16:	AEG, B&D, Bosch, DWT, Festo, Skil...	210, 30:	AEG, B&D, Bosch, DWT, Holz-Her, Skil...				

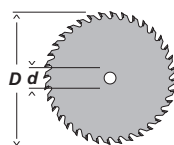




Technical specifications

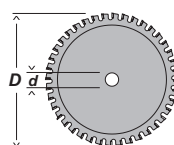
High speed	Cut Width	d [mm]	D [mm]		Barcode	Order Code	Unit
	2,2	20/16	130	18	7640134467077	CH-Q20/130	1
	2,2	20/12,75	140	18	7640134467091	CH-Q20/140	1
	2,2	20/16	150	24	7640134467114	CH-Q20/150	1
	2,2	20/16	160	24	7640134467152	CH-Q20/160	1
	2,2	30/20	180	24	7640134467190	CH-Q30/180	1
	2,2	16	184	24	7640134467213	CH-Q16/184	1
	2,2	20/16	190	24	7640134467237	CH-Q20/190	1
	2,2	30/24	190	24	7640134467251	CH-Q30/190	1
	2,4	30	210	24	7640134463888	CH-Q30/210	1
	2,6	30	230	24	7640134463895	CH-Q30/230	1



Clean finish	Cut Width	d [mm]	D [mm]		Barcode	Order Code	Unit
	2,2	20/16	130	40	7640134467084	CH-C20/130	1
	2,2	20/12,75	140	40	7640134467107	CH-C20/140	1
	2,2	20/16	150	40	7640134467121	CH-C20/150	1
	2,2	20/16	160	40	7640134467169	CH-C20/160	1
	2,2	30/20	180	40	7640134467206	CH-C30/180	1
	2,2	16	184	40	7640134467220	CH-C16/184	1
	2,2	20/16	190	40	7640134467244	CH-C20/190	1
	2,2	30/24	190	40	7640134467268	CH-C30/190	1
	2,2	30	210	40	7640134463901	CH-C30/210	1
	2,6	30	230	40	7640134463918	CH-C30/230	1



Precise finish in various materials	Cut Width	d [mm]	D [mm]		Barcode	Order Code	Unit
	2,2	20/16	130	40	7640134467909	CP-C20/130	1
	2,2	20/12,75	140	40	7640134467916	CP-C20/140	1
	2,2	20/16	150	42	7640134467923	CP-C20/150	1
	2,5	20/16	160	42	7640134467947	CP-C20/160	1
	2,5	30/20	180	48	7640134467961	CP-C30/180	1
	2,5	16	184	48	7640134467978	CP-C16/184	1
	2,5	20/16	190	54	7640134467985	CP-C20/190	1
	2,5	30	190	54	7640134467992	CP-C30/190	1
	2,5	30	210	64	7640134468005	CP-C30/210	1
	2,5	30	230	64	7640134468012	CP-C30/230	1
	2,5	30/25	235	64	7640134468036	CP-C30/235	1
	3,2	30	250	80	7640134468043	CP-C30/250	1



Notice*: suitable for:

130, 20/16: Atlas Copco, Bosch, DWT, Holz-Her, Skil...

140, 20/12,75: AEG, B&D, DWT, Holz-Her...

150, 20/16: AEG, Bosch, DeWalt, DWT, Elu, Metabo...

160, 20/16: AEG, B&D, Bosch, DWT, Festo, Skil...

180, 30/20: B&D, Holz-Her...

184, 16: B&D, DeWalt, DWT...

190, 20/16: B&D, Bosch, DWT, Kress, Metabo, Skil...

190, 30/24: B&D, Bosch, DeWalt, DWT, Makita, Metabo...


190, 30: B&D, Bosch, DeWalt, DWT, Makita, Metabo...

210, 30: AEG, B&D, Bosch, DWT, Holz-Her, Skil...

230, 30: Atlas Copco, B&D, Bosch, DWT, Holz-Her...

235, 30/25: Bosch, DWT, Hitachi, Makita, Skil...



250, 30: Bosch, DeWalt, DWT, Hitachi, Kress, Makita...


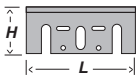


Power planer blades



Technical specifications

Power planer blade	Type	L [mm]	H [mm]	Thickness	Barcode	Order Code	Unit
 	HSS	82	5,5	1	7640134431139	TS-82	2
Notice*: suitable for Bosch, B&D, DWT, Metabo, Skil...							

Power planer blade	Type	L [mm]	H [mm]	Thickness	Barcode	Order Code	Unit
 	HSS	82	29	3	7640134431153	TP-82	2
Notice*: suitable for DWT, Makita...							

DWT power planer blades

In most situations the power planer is the simplest and easiest way to process wood surfaces, tongue-and-groove, or bevel. The new DWT line includes sets with the most popular models of power planer blades.

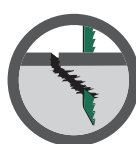
Applications

- **TS [SEMI-PRO]** power planer blades are made from qualitative HSS which guarantees effective work and long service life.
- Blades from the **TP [PRO]** serie are made from qualitative HSS and allow resharping that will surely be appreciated by professionals.

Jig saw blades / Sabre saw blades



Curve cut



Coarse cut



Fine cut



Reverse teeth



Flexible

DWT jig saw and sabre saw blades range

Following our long production experience, DWT company offers a new line of jig saw and sabre saw blades, which are distinguished by higher productivity and durability. We are glad to offer a wide range of saw blades, which differ by speed rate, cleanness and precision of cutting. Saw blades are made from various materials specific to their application.

New packaging system

Our new packaging reflects quality and contains detailed information. Pictograms on the packing facilitate finding the most suitable saw blade for your application. The right choice of saw blade determines the ultimate result. The type of working material and cutting quality requirements play an important role.

Applications

- **HCS** blades, made from high-carbon steel, are used for cutting soft materials such as wood, woodfiber plates and plastics.
- **BiM**, bimetal saw blades, made from compound of **HSS** and **HCS**, correspond to the highest requirements and are used, for example, when there is a danger of breakage. Their service life is approximately twice as long as service life of **HSS** and tenth as long as service life of **HCS**.
- **HSS** blades, made from high speed steel, are designed for cutting hard materials

Technical specifications

Jig saw blades	I [mm]	T [mm]	L [mm]	Type	Special				Barcode	Order Code	Unit	
	51	2	76,7	HCS		•	2-15		7640134468067	JH-W2-76	2	
	75	3	100	HCS			4-50		7640134468050	JH-W3-100	2	
	75	4	100	HCS			5-50		7640134468104	JS-W4-100	2	
	75	4	100	HCS		•	5-50		7640134468111	JS-W5-100	2	
	51	1,27	76,7	HCS		•	1,5-15		7640134468159	JP-W1.27-76	2	
	75	2,5	100	HCS			3-30		7640134468135	JP-W2.5-100	2	
	75	2,5	100	HCS			3-30		7640134468166	JP-WR2.5-100	2	
	75	4	100	HCS			10-45		7640134468142	JP-W4-100	2	
	95	3	120	HCS			10-65		7640134468173	JP-W3-120	2	
	75	2,5	100	BiM	HARDWOOD			3-30	7640134468210	JI-W2.5-100	2	
	75	4	100	HCS	ACCURATE		5-50		7640134468197	JI-W4-100	2	
	66	0,8	91	HSS			0,5-1,5		7640134468241	JH-M0.8-91	2	
	66	1,2	91	HSS			1-3		7640134468227	JH-M1.2-91	2	
	66	2	91	HSS			2,5-6		7640134468234	JH-M2-91	2	
	105	1,2	130	HSS	plates / pipes			1-3 / <65	7640134468258	JH-M1.2-130	2	
	66	1,2	91	BiM			1-3		7640134468289	JS-M1.2-91	2	
	66	2	91	BiM			2,5-6		7640134468296	JS-M2-91	2	
	75	3	100	HSS	plates / pipes			3-15 / <30	7640134468319	JS-A3-100	2	
		51	-	76,7	HM	tiles / epoxy		5-15 / 5-15		7640134468340	JS-K76	2

Notice*: suitable for AEG, Bosch, B&D, DeWalt, DWT, Festo, Hilti, Hitachi, Kress, Makita, Metabo, Skil...


Sabre saw blades	I [mm]	T [mm]	L [mm]	Type	Special	Material thickness	Barcode	Order Code	Unit
	210	8	230	HCS		20-175	7640134468364	SH-W8-230	2
	130	4	152	HCS		6-100	7640134468371	SS-W4-152	2
	220	5	240	HCS		20-175	7640134468388	SS-W5-240	2
	220	8	240	HCS		15-190	7640134468395	SS-W8-240	2
	210	4	231	BiM		10-175	7640134468487	SP-W4-231	2
	280	4	302	BiM		10-250	7640134468494	SP-W4-302	2
	128	1,4	150	BiM		plates 1,5-4 / pipes 5-100	7640134468425	SS-M1.4-150	2
	128	2	150	BiM		plates 3-8 / pipes 10-100	7640134468418	SS-M2-150	2
	206	1,4	228	BiM		plates 1,5-4 / pipes 5-175	7640134468449	SS-M1.4-228	2
	206	2,5	228	BiM		plates 3-8 / pipes 10-175	7640134468432	SS-M2.5-228	2
	130	2,5	152	BiM		metal-wood 5-100/pipes 3-12	7640134468463	SS-U2.5-152	2
	206	2,5	228	BiM		metal 3-12 / wood 5-175	7640134468470	SS-U2.5-228	2

Notice*: suitable for AEG, Bosch, B&D, DeWalt, DWT, Festo, Hilti, Hitachi, Makita, Metabo, Skil...

such as metal, aluminium and non-ferrous metals.

- **HM** saw blades with grained hardmetal coating, allow effective cutting of abrasive materials, such as glazed tile or fiberglass.

All jig saw blades have the most popular T-shaped shank with one end stop, while sabre saw blades have a 1/2" universal shank.



Router bits



DWT router bits range

The DWT line of router bits is designed for a wide range of popular works.

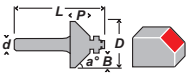

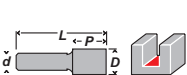
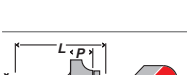

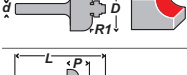
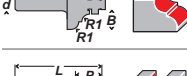
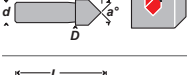
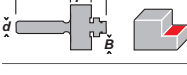
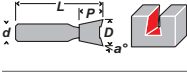
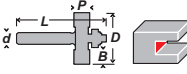
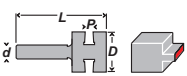
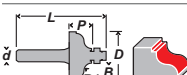

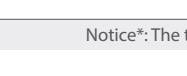

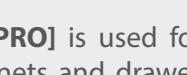
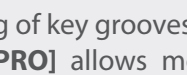
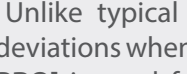
All router bits have 8mm shanks and are made from hard metal alloy which guarantees long service life.

Most of bits are equipped with a ball bearing pilot for guiding along a work piece without a template.

Applications

- **RP-C [PRO]** is used for chamfering and making graded slots in solid wood, such as making tablets and artworks.
- **RP-PF, RP-A, RP-H, RP-PC, RP-PA [PRO]** are used for multiple applications in furniture making and joinery, such as edging of details, profiling of window frames and edges.
- **RP-N [PRO]** is good for processing of solid wood, sheet, polymer and abrasive materials. Fits for universal use such as milling and grooving.
- **RP-V [PRO]** is used for imitation of solid wood carving and engraving, for cutting decorative grooves on the surface and for chamfering wood edges on solid wood.
- **RP-F [PRO]** is used in furniture and frame making [windows, doors and picture frames].

Technical specifications


Router bits	D [mm]	L [mm]	P [mm]	B [mm]	R1 [mm]	d [mm]	a°	Barcode	Order Code	Unit
	35	56	15	11		8	45	7640134431641	RP-C	1
	28,5	54	13,5		6,3	8		7640134431665	RP-PF	1
	6	48	16			8		7640134431696	RP-N1	1
	8	51	20			8		7640134431702	RP-N2	1
	16	51	20			8		7640134431719	RP-N3	1
	20	56	25			8		7640134431726	RP-N4	1
		53	13,5		6	8		7640134431603	RP-A1	1
		57	16,5		10	8		7640134431610	RP-A2	1
	24,7	53	13		6	8		7640134431672	RP-H6	1
	32,7	55	14		10	8		7640134431689	RP-H10	1
		57	14,3	9,5	4,8	8		7640134431740	RP-PC	1
	16	45	16			8	90	7640134431771	RP-V	1
		54	12,7	9,5		8		7640134431634	RP-F	1
	14	55	14			8	14	7640134431788	RP-Z	1
	32	51	4	9,6		8		7640134431757	RP-S1	1
	32	51	5	9,6		8		7640134431764	RP-S2	1
	25	58	5			8		7640134431658	RP-D	1
	35	57	14,3	11	4,8	8		7640134431733	RP-PA	1
	12,7	56	13			8		7640134431627	RP-B	1

Notice*: The technical specifications of each item must correspond to the technical characteristics of the used power tool [RPM, rated power, collet dimension].

- **RP-Z [PRO]** is used for making grooves in cabinets and drawers, and for precise forming of key grooves.
- **RP-S [PRO]** allows mortising in narrow edges. Unlike typical slotter bits, it excludes deviations when a tool is advanced.
- **RP-D [PRO]** is used for solid wood processing. It is used for making classic tongue-and-groove profiles with **RP-S**.
- **RP-B [PRO]** is used in furniture making for flush milling and chamfering.



Carbon brushes compatibility



DWT carbon brushes range

Easy after-sales service thanks to the unification system.


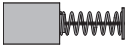
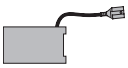

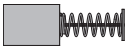
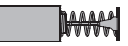
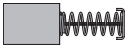

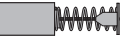

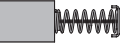
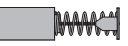

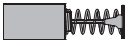
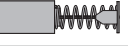

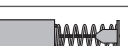
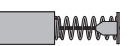

For years we have been engaged in the spare parts unification of our products in order to considerably reduce the quantity to be stored, simplifying both the production process and the the after-sales service. In this way the same component is compatible with different types of products and various models of the same line.

The unification of spare parts makes it much easier to supply all dealers / service centers interested in repairing power tools.

Compatibility

- Throughout DWT entire product line of more than **160 power tool models**, **only 20 different sets of carbon brushes** are used.
- The following table shows how **each carbon brush is compatible with different categories of products** and in every category with various models.

Technical specifications

Carbon brush		Power tool			Carbon brush		Power tool		
Drawing	Code	Unit	Category	Model	Drawing	Code	Unit	Category	Model
	D-001	2	Rotary hammers	BH11-30 BH11-30 V				Angle grinders	WS13-180 D WS13-180 TV WS13-180 DV
	D-002	2	Power planers	HB02-82 HB03-82				Straight grinders	GS06-27 GS06-27 V GS07-27 L GS06-27 LV
	D-003	2	Rotary hammers	BH12-40 BH12-40 V				Rotary hammers	BH-650 BH-650 VS BH-750 BH-750 VS BH-850 BH-850 VS BH-950 BH-950 VS
	D-005	2	Jig saws	STS-750 VP				Impact wrench	SS09-24
	D-006	2	Hammers	H-1200 V		D-011	2	Drill-mixer	BM-720 M
	D-007	2	Sabre saws	SS-500 SS-500 VS				Circular saws	HKS12-55 HKS12-65
	D-009	2	Drills	BM-300 BM-400 BM-400 C BM-600 BM-600 C BM-710				Blower	LS-550
			Drills	BM-600 BM-600 C BM-710				Angle grinders	WS18-180 T WS18-230 T WS24-180 T WS24-180 D WS24-230 T WS24-230 D
			Drill-mixers	BM-1050 M		D-012	2	Circular saws	HKS18-75 HKS18-85
			Impact drills	SBM-500 SBM-600 SBM-780 SBM-780 C SBM-810 SBM-810 C SBM-810 T SBM-1050 T			Table saws	TKS18-255 TKS18-255 K	
	D-010	2	Screwdrivers	TS-550 TS-550V				Rotary sanders	EX03-125 V EX03-150 V
			Rotary hammers	SBH-420 TS SBH-500 TS SBH-500 DS SBH-600 TS SBH-600 DS SBH-600 DSL SBH-750 TS SBH-750 DS SBH-750 DSL SBH-900 T SBH-900 DS SBH-900 DSL		D-013	2	Orbital sanders	ESS-120 ESS-150 ESS-190 ESS-200 V ESS-320 ESS-320 V
			Polishers	OP13-180 TV OP13-180 DV				Jig saws	STS05-60 D STS06-80 D
			Angle grinders	WS07-115 WS07-125 WS08-115 WS08-115 V WS08-125 WS08-125 V WS08-115 T WS08-115 TV WS08-125T WS08-125TV WS10-115 T WS10-115 TV WS10-125 T WS10-125 TV WS13-150 T WS13-150 D WS13-180 T		D-014	2	Belt sanders	BS07-75 BS07-75 V BS09-75 BS09-75 V
						D-015	2	Mitre saws	KGS12-190 KGS12-210
	D-011	2				D-016	2	Slide mitre saws	KGS12-190 P
						D-017	2	Cut-off saws	SDS22-355 T
						D-018	2	Plunge routers	OF-1800 VE OF-2100 VE
						D-019	2	Mitre saws	KGS16-255 KGS16-210 P KGS18-255 P KGS18-305 P
						D-020	2	Combo mitre saws	KGS12-210 K KGS18-255 K KGS18-305 K
								Power scarpers	SE-250 SE-250 V

Batteries & chargers:

Li-Ion line / Ni-Cd line



Li-ion battery



Ni-Cd battery



Quick charger

DWT batteries and chargers range

Li-Ion & Ni-Cd accessories system

DWT offers a complete cordless accessories system with Li-Ion and Ni-Cd technology for the entire cordless tool family: battery can be flexibly combined with charger and other tools in the DWT line.

Top performance fits all DWT cordless tools

- **3 Li-Ion** batteries combined with 2 quick chargers fit all DWT Li-Ion cordless tools. No memory effect and no self-discharge allow our batteries to be always ready for use.
- **3 Ni-Cd** batteries can be combined both with standard or quick charger and fit all DWT Ni-Cd cordless tools.

Applications







- **BS1201L** battery combined with **CS1201L** quick charger (1h charging time) can be used in all 10,8V Li-Ion tools.
- **BS1401L** battery combined with **CS1801L** quick charger (1h charging time) can be used in all 14,4V Li-Ion tools.
- **BS1801L** batteries combined with **CS1801L** quick charger (1h charging time) can be used in all 18V Li-Ion tools.
- **BS1201N** battery can be combined with **CS1802E** standard charger (3-5h charging time) or with **CS1801E** quick charger (1h charging time) and can be used in all 12V Ni-Cd tools.
- **BS1401N** battery can be combined with **CS1802E** standard charger (3-5h charging time) or with **CS1801E** quick charger (1h charging time) and can be used in all 14,4V Ni-Cd tools.
- **BS1801N** battery can be combined with **CS1802E** standard charger (3-5h charging time) or with **CS1801E** quick charger (1h charging time) and can be used in all 18V Ni-Cd tools.

Technical specifications

Batteries	BS1201L	BS1401L	BS1801L
	 	 	 
Battery type	Li-Ion	Li-Ion	Li-Ion
Rated voltage	V 10,8	14,4	18
Capacity	Ah 1,3	1,5	1,5
Charging time	h 1	1	1
Net weight	kg 0,175	0,321	0,386
EAN-code*	7640134123256	7640134123263	7640134123287
Packing type	colour box	colour box	colour box
Chargers	CS1201L	CS1801L	
	 	 	
Charger for battery type	Li-Ion	Li-Ion	
Input voltage	220-240V~50/60Hz	220-240V~50/60Hz	
Charger voltage	[V] 10,8	14,4-18	
Max. loading	[A] 1,8	1,8	
Charging time	[h] 1	1	
Charger indicators	•	•	
Temperature protection	•	•	
Net weight	[kg] 0,361	0,538	
EAN-code*	7640134123300	7640134123317	
Packing type	colour box	colour box	
DWT power tools compatibility	2	2	6
			
Cordless drills / screwdrivers	ABS-10,8 Li	ABS-14,4 SLi	ABS-18 SLi
Cordless Impact drills	-	ASB-14,4 TLi	ASB-18 TLi
			
Cordless impact screwdrivers	ASS-10,8 SLi	-	ASS-18 SLi
Cordless impact wrenches	-	-	ABW-18 SLi

*230 V ~ 50/60 Hz

Technical specifications

Batteries	BS1201N	BS1401N	BS1801N
	 	 	 
Battery type	Ni-Cd	Ni-Cd	Ni-Cd
Rated voltage	V 12	14,4	18
Capacity	Ah 1,5	1,5	1,5
Charging time [according to charger model]	h 3-5 or 1	3-5 or 1	3-5 or 1
Net weight	kg 0,518	0,604	0,739
Safety class	III	III	III
EAN-code*	7640134123928	7640134123935	7640134123959
Packing type	colour box	colour box	colour box
Chargers	CS1802E	CS1801E	



OR



Charger for battery type	Ni-Cd	Ni-Cd	
Input voltage	220-240V~50/60Hz	220-240V~50/60Hz	
Charger voltage	V 7,2-18	7,2-18	
Max. loading	A 0,25	1,8	
Charging time	h 4-6	1	
Charger indicators		•	
Net weight	kg 0,130	0,538	
Safety class	II	II	
EAN-code*	7640134123966	7640134123898	
Packing type	colour box	colour box	
DWT power tools compatibility	2	2	2



Cordless drills / screwdrivers (1 speed)	ABS-12 C	ABS-14,4 C	ABS-18 C
Cordless drills / screwdrivers (2 speed)	ABS-12 TC	ABS-14,4 TC	ABS-18 TC

*230 V ~ 50/60 Hz



DWT welding machines line

Full range to achieve best welding results.

Selection guide

Materials usage

	MMA	TIG	TIG AC	MIG	PLASMA
Low carbon steel	★	★	★	★	★
Medium carbon steel	★	★	★	●	★
High carbon steel	●	★	★	●	★
Low alloy steel	-	★	★	★	★
Stainless steel	★	★	★	●	★
Aluminum and aluminum alloy	-	-	★	-	●
Copper and copper alloy	-	●	●	-	●
Magnesium and magnesium alloy	-	-	★	-	●
Titanium and titanium alloy	-	●	●	-	●
Nickel alloy	-	★	★	●	●
Cast iron	●	●	●	-	●

★ The usage in welding and cutting is appropriate. ● The usage in welding and cutting is acceptable.

Inverter DC MMA arc welding machines

	Main welding materials	Welding rod diameter [mm]	Steel plate max. thickness [mm]	Electric current range [A]
MMA-200 M	Carbon steel	2.0 / 2.5 / 3.2	6.0	30-140
MMA-200	Carbon steel	2.0 / 2.5 / 3.2 / 4.0	8.0	30-160
MMA-250 SV	Ordinary low carbon steel	2.0 / 2.5 / 3.2	6.0	30-140
MMA-315 SV	Ordinary low carbon steel	2.0 / 2.5 / 3.2 / 4.0	8.0	30-230
MMA-400 T	Stainless steel	2.0 / 2.5 / 3.2 / 4.0	8.0	30-260

Inverter DC TIG welding machines

	Main welding materials	Tungsten electrode in use [mm]	Steel plate max. thickness [mm]	Electric current range [A]
TIG-200 S	Carbon steel Low alloy steel Stainless steel	1.6 / 2.0	3.0	10-180

Relationship between electrode diameter and electric current

Electrode diameter [mm]	Minimum electric current [A]	Standard electric current [A]	Maximum electric current [A]
2.0	80	130	180
2.5	110	180	250
3.2	130	220	310
4.0	160	280	400

- Many factors affect the welding current, but the welding current mainly depends on the electrode diameter and the weld position. In the use of general carbon steel welding rod, the relationship formula between the rod diameter and the welding current is: $I = (35-55) d$ [in which: I = welding current (amps); d = rod diameter (mm)]
- Flat position welding may use higher current; for vertical position welding, in order to prevent the metal from outflowing from the molten pool, welding current should be increased by 10% - 15%; and overhead position welding should be decreased by 15% - 20%.
- In the case of quality assurance, welding current should be as high as possible in order to improve production efficiency.

Selection guide

Inverter DC TIG/MMA welding machines

	Main welding materials	Steel plate max. thickness [mm]	Method of welding	Electric current range [A]
TIG-200 A	Carbon steel, Low alloy steel, Stainless steel	6.0	MMA	30-140
		3.0	TIG	10-180

Inverter Air PLASMA cutting machines

	Main welding materials	Steel plate max. thickness [mm]	Method of generating arc	Electric current range [A]
CUT-40	Carbon steel, Stainless steel, Low alloy steel, Aluminium, Copper, Copper alloy, etc.	10.0	CONTACT	15-40

Inverter semi-automatic DC MIG-MAG welding machines

	Main welding materials	Welding wire diameter [mm]	Method of welding	Electric current range [A]
MIG-270 F	Carbon steel, Stainless steel, Low alloy steel	0.8 / 1.0	CO ₂ / MAG	50-220
MIG-270		0.8 / 1.0	CO ₂ / MAG	50-220

1. Many factors affect the welding current, but the welding current mainly depends on the electrode diameter and the weld position. In the use of general carbon steel welding rod, the relationship formula between the rod diameter and the welding current is: $I = (35-55) d$ [in which: I = welding current (amps); d = rod diameter (mm)]
2. Flat position welding may use higher current; for vertical position welding, in order to prevent the metal from outflowing from the molten pool, welding current should be increased by 10% - 15%; and overhead position welding should be decreased by 15% - 20%.
3. In the case of quality assurance, welding current should be as high as possible in order to improve production efficiency.

Icon Index

Technology Icons



MMA welding technology
(Shielded metal arc welding / Manual metal arc welding)



CUT technology
(Plasma cutting)



CT: TIG/MMA/CUT technology
(Multi-process machines)



IGBT technology
(Insulated-gate bipolar transistor)



TIG welding technology
(Gas tungsten arc welding / Tungsten inert gas welding)



MIG welding technology
(Gas metal arc welding / Metal inert gas welding / Metal active gas welding)



MOSFET technology
(Metal-oxide-semiconductor field-effect transistor)

Output Icons



AC current
Alternating current welding output.



AC/DC current
Alternating or direct current welding output.



DC current
Direct current welding output.



MVU unit
Multi-voltage unit.

Input Icons



1-Phase
Single phase input power.



50/60 Hz
50/60 Hertz input power.



3-Phases
Three phase input power.

Additional Icons



Air cooling



ECO unit



MMA welding machines

Inverter DC MMA welding machines

Inverter DC MMA welding machines



MMA
welding



IGBT
technology



MOSFET
technology



Single phase
input power



3 Phase
input power



Multi-voltage
unit



Direct current
welding output



Air cooling



ECO unit

Features

- Can weld **low carbon steel, medium carbon steel, alloy steel** etc.
- Equipped with **overvoltage, overcurrent and overheating automatic protection** to ensure welding safety, durability and reliability.
- **Little splatter and arc stability.**

Applications

Light industrial manufacturing, maintenance and civil steel structure installation.

MMA welding process

The world's most popular welding process
























Because of the versatility of the process and the simplicity of its equipment and operation, shielded metal arc welding is one of the world's most popular welding processes especially among amateurs and small businesses where specialized welding processes are uneconomical and unnecessary. The process is used primarily to weld iron and steels but aluminium, nickel and copper alloys can also be welded with this method.

Welding technique

Different methods to achieve different results

The actual welding technique utilized depends on the electrode, the composition of the workpiece, and the position of the joint being welded. The choice of electrode and welding position also determine the welding speed.

Technical specifications

		MMA-200 M	MMA-200	MMA-250 SV
				
Rated input voltage	V	AC220V±10%	AC220V±10%	AC220V±10% & AC380V±10%
Rated frequency	Hz	50/60	50/60	50/60
Rated input capacity	KVA	4,6	4,6	4,6
Current adjustment range	A	30-160	30-140	30-160
Rated output voltage	V	21,2-26,4	21,2-25,6	21,2-26,4
No-load voltage	V	59	60	59
Rated duty circle	%	60	60	60
Efficiency	%	80	85	80
Welding electrode diameter	mm	2,5-4,0	2,0-3,2	2,5-3,2
Weight	kg	4,80	5,50	4,50
		     	     	       

Ordering information

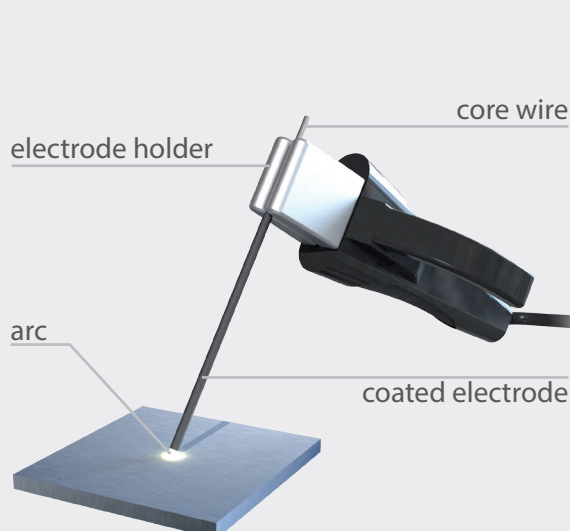
EAN-code*	7640134320167	7640134320174	7640134320181
Packing type	carton box	carton box	carton box

Delivery set**

1	Earth clamp	pcs	1	1	1
2	Electrode holder	pcs	1	1	1
3	Allen key	pcs	1	1	1
4	Earth wire	pcs	1	1	1



*230 V - 50/60 Hz, ** Content inside the box can be different



Technology MMA welding

To strike the electric arc, the electrode is brought into contact with the workpiece by a very light touch with the electrode to the base metal then is pulled back slightly.

This initiates the arc and thus the melting of the workpiece and the consumable electrode, and causes droplets of the electrode to be passed from the electrode to the weld pool.

As the electrode melts, the flux covering disintegrates, giving off shielding gases that protect the weld area from oxygen and other atmospheric gases.

In addition, the flux provides molten slag which covers the filler metal as it travels from the electrode to the weld pool.

Once part of the weld pool, the slag floats to the surface and protects the weld from contamination as it solidifies.

Once hardened, it must be chipped away to reveal the finished weld.

Technical specifications

MMA-315 SV



MMA-400 T



Rated input voltage	V	AC220V±10% & AC380V±10%	AC380V±10%
Rated frequency	Hz	50/60	50/60
Rated input capacity	KVA	11,2	10
Current adjustment range	A	30-230	30-260
Rated output voltage	V	21,2-29,2	21,2-30,4
No-load voltage	V	60	60
Rated duty circle	%	60	60
Efficiency	%	80	85
Welding electrode diameter	mm	2,5-4,0	2,5-4,0
Weight	kg	9,5	11



Ordering information

EAN-code	7640134320198	7640134320211
Packing type	carton box	carton box

Delivery set**

1	Earth clamp	pcs	1	1
2	Electrode holder	pcs	1	1
3	Allen key	pcs	1	1
4	Earth wire	pcs	1	1



*230 V - 50/60 Hz, ** Content inside the box can be different



Choice of electrode

The key of a successful welding

The choice of electrode for MMA welding machines depends on a number of factors, including the weld material, welding position and the desired weld properties.

Electrodes can be divided into three groups—those designed to melt quickly are called "fast-fill" electrodes, those designed to solidify quickly are called "fast-freeze" electrodes, and intermediate electrodes go by the name "fill-freeze" or "fast-follow" electrodes. The composition of the electrode core is generally similar and sometimes identical to that of the base material.

But even though a number of feasible options exist, a slight difference in alloy composition can strongly impact the properties of the resulting weld.

Electrode coatings can consist of a number of different compounds, including rutile, calcium fluoride, cellulose, and iron powder.



TIG welding machines

Inverter DC TIG welding machines
Inverter DC TIG/MMA welding machines

Inverter DC TIG welding machines



TIG welding



MOSFET technology



Single phase input power



Direct current welding output



Air cooling



ECO unit

Features

- **Small size and lightweight** make it easy to carry.
- Generating arc at **high-frequency, strong welding infiltration.**
- **Smooth and beautiful welding surface.**
- Equipped with **overvoltage, overcurrent, overtemperature, overload automatic open-phase protection.**

Applications

Excellent in sheet metal welding.

TIG welding process

Greatest control in welding process

TIG welding, is an arc welding process that uses a nonconsumable tungsten electrode to produce the weld. The weld area is protected from atmospheric contamination by a shielding gas (usually an inert gas such as argon), and a filler metal is used. GTAW is most commonly used to weld thin sections of stainless steel and non-ferrous metals such as aluminum, magnesium, and copper alloys.

Comparison with other welding processes

The process grants the operator greater control over the weld than competing processes such as shielded metal arc welding and gas metal arc welding, allowing for stronger, higher quality welds. However, TIG is comparatively more complex and difficult to master, and furthermore, it is significantly slower than most other welding techniques.

Technical specifications

TIG-200 S



Rated input voltage	V	AC220V±10%
Rated frequency	Hz	50/60
Rated input capacity	KVA	3,96
Current adjustment range	A	10-180
Rated output voltage	V	10,4-17,2
No-load voltage	V	40
Rated duty circle	%	60
Efficiency	%	85
Tungsten needle diameter	mm	1,60 / 2,40
Weight	kg	7,1



Ordering information

EAN-code*	7640134320303
Packing type	carton box

Delivery set**

1	Welding torch	pcs	1
2	Earth clamp	pcs	1
3	Tungsten electrode	pcs	1
4	Allen key	pcs	1
5	Earth wire	pcs	1



1



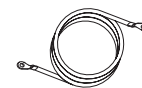
2



3

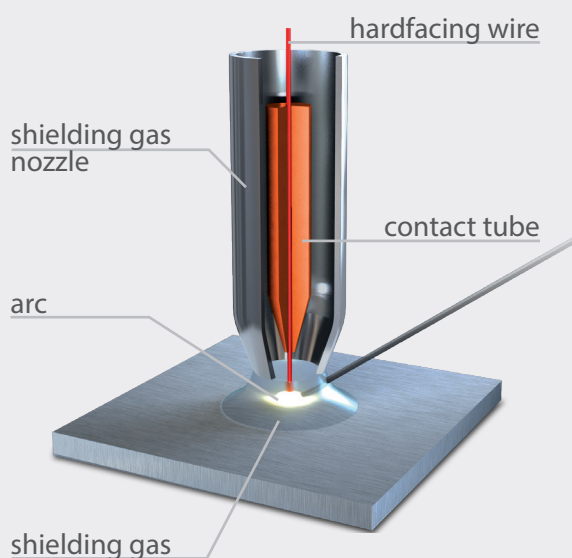


4



5

*230 V - 50/60 Hz, ** Content inside the box can be different



Technology

TIG welding

To strike the welding arc, a high frequency generator provides an electric spark; this spark is a conductive path for the welding current through the shielding gas and allows the arc to be initiated while the electrode and the workpiece are separated, typically about 1.5–3 mm apart. An alternate way to initiate the arc is the "scratch start". Scratching the electrode against the work with the power on also serves to strike an arc, in the same way as MMA arc welding. Once the arc is struck, the welder moves the torch in a small circle to create a welding pool, the size of which depends on the size of the electrode and the amount of current. While maintaining a constant separation between the electrode and the workpiece, the operator then moves the torch back slightly and tilts it backward about 10–15 degrees from vertical. Filler metal is added manually to the front end of the weld pool as it is needed.

Inverter DC TIG/MMA welding machines



TIG
welding



MMA
welding



MOSFET
technology



Single phase
input power



Direct current
welding output



Air cooling



ECO unit

Features

- **Apply to** stainless, low carbon, high strength and Cr-Mo steel, copper, titanium.
- **High-frequency arc booster** makes argon welding operation easy.
- **Little splatter, arc stability.**
- Machines are equipped with **automatic protection against undervoltage, overvoltage, overcurrent, overtemperature, overload and open-phase** [only for 3-phase machines].

Applications

Widely used in petrochemical industry, pressure vessels, electrical construction, stainless steel products, etc.

Welding torch

TIG welding torches are designed for either automatic or manual operation and are equipped with cooling systems using air or water. Air cooling systems are most often used for low-current operations (up to about 200 A), while water cooling is required for high-current welding (up to about 600 A).

The torches are connected with cables to the power supply and with hoses to the shielding gas source and where used, the water supply. The tungsten electrode must be held firmly in the center of the torch with an appropriately sized collet, and ports around the electrode provide a constant flow of shielding gas.

Collets are sized according to the diameter of the tungsten electrode they hold. The size of the welding torch nozzle depends on the amount of shielded area desired. The size of the gas nozzle will depend upon the diameter of the electrode, the joint configuration, and the availability of access to the joint by the welder.

Technical specifications

TIG-200 A



Rated input voltage	V	AC220V±10%
Rated frequency	Hz	50/60
Rated input capacity	KVA	3,96
Current adjustment range (TIG)	A	10-180
Current adjustment range (MMA)	A	30-140
Rated output voltage	V	10,4-17,2
No-load voltage	V	40
Rated duty circle	%	60
Efficiency	%	85
Tungsten needle diameter (TIG)	mm	1,60 / 2,40
Welding electrode diameter (MMA)	mm	2,0 / 3,20
Weight	kg	7,1

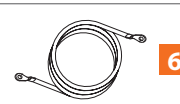

Ordering information



EAN-code*	7640134320334
Packing type	carton box

Delivery set**

1	Welding torch	pcs	1
2	Earth clamp	pcs	1
3	Electrode holder	pcs	1
4	Tungsten electrode	pcs	1
5	Allen key	pcs	1
6	Earth wire	pcs	1



*230 V - 50/60 Hz, ** Content inside the box can be different



Electrode

The electrode used in TIG is made of tungsten or a tungsten alloy, because tungsten has the highest melting temperature among pure metals. As a result, the electrode is not consumed during welding, though some erosion can occur. Electrodes can have either a clean finish or a ground finish, clean finish electrodes have been chemically cleaned, while ground finish electrodes have been ground to a uniform size and have a polished surface, making them optimal for heat conduction. Pure tungsten electrodes are general purpose and low cost electrodes. Cerium oxide improves arc stability and ease of starting while decreasing burn-off. Alloy of lanthanum oxide has a similar effect. Thorium oxide alloy can withstand somewhat higher temperatures while providing many of the benefits of other alloys. Zirconium oxide increase the current capacity while improving arc stability and starting and increasing electrode life. Zirconium-tungsten electrodes melt easier than thorium-tungsten.



PLASMA cutting machines

Inverter plasma cutting machines

Inverter **PLASMA** cutting machines



PLASMA
welding



Single phase
input power



MOSFET
technology



Direct current
welding output



Air cooling



ECO unit

Features

- Mainly used in **steel, aluminium, stainless steel** and **copper sheet** cutting.
- **Clean incision, high cutting accuracy.**
- **Stable output, little cutting tension and distortion, saving materials.**
- CUT-60, CUT-100, CUT-120 use a **non-constant high-frequency arc starting method** creating instantaneous arc at superior performance.
- They can cut metal with rust and paint on it.

Applications

Widely used in petroleum, chemical, electrical construction, metallurgy, shipbuilding, boilers, pressure vessels, pipes, vehicles etc.

PLASMA cutting process

No metal chips, accurate cuts, and clean edge

Plasma cutting is a process that is used to cut steel and other metals of different thicknesses using a plasma torch. In this process, an inert gas is blown at high speed out of a nozzle; at the same time an electrical arc is formed through that gas from the nozzle to the surface being cut, turning some of that gas to plasma. The plasma is sufficiently hot to melt the metal being cut and moves sufficiently fast to blow molten metal away from the cut.

Starting methods

Plasma cutters use a number of methods to start the arc. In some units, the arc is created by putting the torch in contact with the work piece. Some cutters use a high voltage, high frequency circuit to start the arc. A third, less common method is capacitive discharge into the primary circuit via a silicon controlled rectifier.

Technical specifications

CUT-40



Rated input voltage	V	AC220V±10%
Rated frequency	Hz	50/60
Rated input capacity	KVA	4,8
Current adjustment range	A	15-40
Rated output voltage	V	86-96
No-load voltage	V	255
Rated duty circle	%	60
Efficiency	%	80
Air pressure	bar	4-5
Min-max cutting thicknesses	mm	0,5-15
Weight	kg	9



Ordering information

EAN-code*	7640134320389
Packing type	carton box

Delivery set**

1	Cutting torch	pcs	1
2	Earth clamp	pcs	1
4	Pressure regulator	pcs	1
3	Hose clamp / hose	pcs	4 / 1
5	Allen key / Wrench / Socket wrench	pcs	1
6	Earth wire	pcs	1



1



2



3



4



5



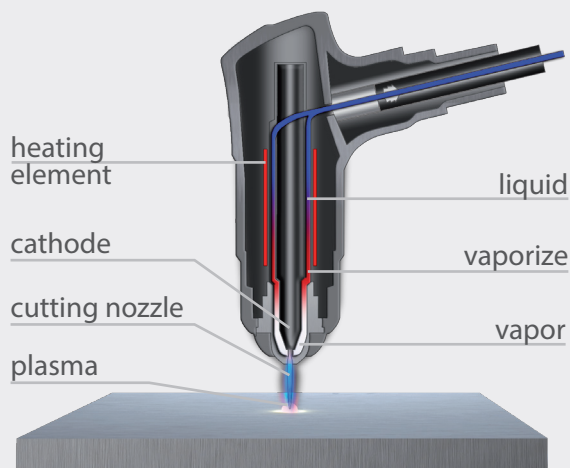
6

*230 V - 50/60 Hz, ** Content inside the box can be different

Technology

Plasma cutting

The Pilot Arc plasma cutting machines uses a two cycle approach to producing plasma, avoiding the need for initial contact. First, a high-voltage, low current circuit is used to initialize a very small high-intensity spark within the torch body, thereby generating a small pocket of plasma gas. This is referred to as the pilot arc. The pilot arc has a return electrical path built into the torch head. The pilot arc will maintain itself until it is brought into proximity of the workpiece where it ignites the main plasma cutting arc. Plasma arcs are extremely hot and are in the range of 25,000 °C. Plasma is an effective means of cutting thin and thick materials alike. Hand-held torches can usually cut up to 51 mm thick steel plate, and stronger computer-controlled torches can cut steel up to 150 mm thick. Since plasma cutters produce a very hot and very localized "cone" to cut with, they are extremely useful for cutting sheet metal in curved or angled shapes.





MIG welding machines

Inverter MIG welding machines

Inverter **MIG** welding machines



MIG/FCAW
welding



3 Phase
input power



Direct current
welding output



IGBT
technology



Air cooling



ECO unit

Features

- Clear and intuitive digital display with high adjustment accuracy.
- Generating arc with feeding wire slowly, ending arc with cleaning up function, high success ratio of generating arc.
- Waveform control technology.
- Little splatter.
- Beautiful welding forming.
- Can be used for gas welding and flux cored welding.

Applications

Can weld low carbon steel, high strength steel, ordinary steel.

MIG welding process

The most common industrial welding process

MIG welding is a welding process in which an electric arc forms between a consumable wire electrode and the workpiece metal, which heats the workpiece metal, causing them to melt, and join. Along with the wire electrode, a shielding gas feeds through the welding gun, which shields the process from contaminants in the air. A constant voltage, direct current power source is most commonly used with MIG, but constant current systems, as well as alternating current, can be used. There are four primary methods of metal transfer in TIG, called globular, short-circuiting, spray, and pulsed-spray, each of which has distinct properties and corresponding advantages and limitations.

Originally developed for welding aluminum and other non-ferrous materials MIG was soon applied to steels because it provided faster welding time compared to other welding processes.

Technical specifications

MIG-270 F



MIG-270



Rated input voltage	V	AC380V±10%	AC380V±10%
Rated frequency	Hz	50/60	50/60
Rated input capacity	KVA	3,96	3,96
Current adjustment range	A	50-220	50-220
Rated output voltage	V	16,5-25	16,5-25
No-load voltage	V	60	60
Rated duty circle	%	60	60
Efficiency	%	85	85
Diameter of welding wire	mm	0,80 / 1,0	0,80 / 1,0
Min. thickness of work piece	mm	0,80	0,80
Weight	kg	20	34

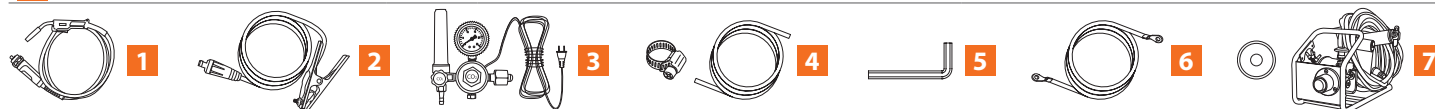


Ordering information

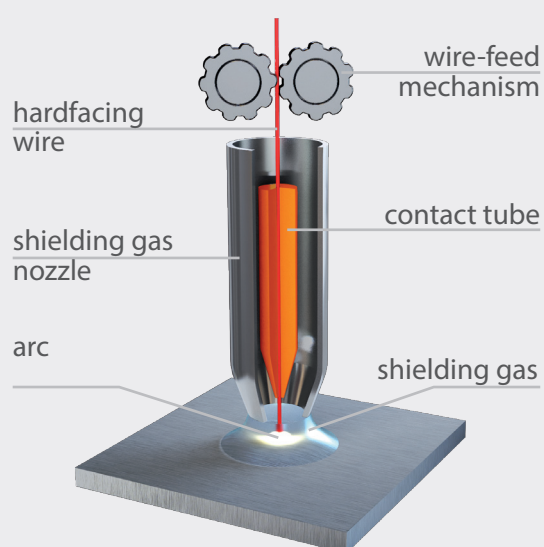
EAN-code*	7640134320433	7640134320440
Packing type	carton box	carton box

Delivery set**

1	Welding torch	pcs	1	1
2	Earth clamp	pcs	1	1
3	Gas pressure regulator	pcs	1	1
4	Hose clamp / hose	pcs	4 / 1	4 / 1
5	Allen key	pcs	2	2
6	Earth wire	pcs	1	1
7	Wire feeder roller / wire feeder	pcs	1 / 1	(on board)



*230 V - 50/60 Hz, ** Content inside the box can be different



Technology MIG welding

For most of its applications gas metal arc welding is a fairly simple welding process to learn requiring no more than a week or two to master basic welding technique.

The basic technique for MIG is quite simple, since the electrode is fed automatically through the torch. MIG requires only that the operator guide the welding gun with proper position and orientation along the area being welded. Keeping a consistent contact tip-to-work distance is important, because a long stickout distance can cause the electrode to overheat and also wastes shielding gas. The orientation of the gun is also important—it should be held so as to bisect the angle between the workpieces; that is, at 45 degrees for a fillet weld and 90 degrees for welding a flat surface. The travel angle, or lead angle, is the angle of the torch with respect to the direction of travel, and it should generally remain approximately vertical.